

Annual Report 2013



aftab automobiles limited

Contents

Company Information	02
Notice	03
Chairman's Statement (English)	04
Chairman's Statement (Bangla)	05
Directors' Report	06-20
Auditors' Report	21
Financial Statements (AAL & its Subsidiaries)	22-25
Financial Statements (AAL)	26-29
Notes to the Financial Statements (AAL)	30-50
Financial Statements (Navana Batteries Limited)	51-63
Financial Statements (Navana Furniture Limited)	64-76
Financial Statements (Navana Paints Limited)	77-89

Company Information

Shafiul Islam

Chairman

Saiful Islam

Managing Director

Khaleda Islam

Director

Sajedul Islam

Director

Farhana Islam

Director

Syed Masud Hasan

Independent Director

Ekramul Haq

Independent Director

Company Secretary

Tareq Enamur Rahim

Chief Financial Officer

Kazi Ehsanul Huq FCA

Head of Internal Audit

Muhammad Abidur Rahman ACA

Audit Committee

Syed Masud Hasan
(Independent Director)

- Chairman

Sajedul Islam
(Director)

- Member

Md. Ekramul Haq FCA
(Independent Director)

- Member

Auditors

M/S. Rahman Mostafa Alam & Co.
Chartered Accountants
Paramount Heights (7th Floor - D2)
65/2/1, Box-culvert Road
Purana Paltan, Dhaka.

Registered Office

125/A, Motijheel C/A
Dhaka, Bangladesh

Commercial Office

House # 16/B, Road # 93
Gulshan-2, Dhaka-1212.

Legal Advisor

Abdur Razzaque & Associates
67, Naya Paltan (4th Floor)
Dhaka, Bangladesh

Plant

Fouzderhat Heavy Industrial Estate
Chittagong, Bangladesh.

Main Banker

Bank Asia Limited
Dhaka Bank Limited
Mutual Trust Bank Limited
Agrani Bank Limited

Coatbari, Dipnagar, Gabtoli
Mirpur, Dhaka, Bangladesh.



aftab automobiles limited

125/A, Motijheel C/A, Dhaka, Bangladesh

Notice of the 33rd annual general meeting

Notice is hereby given that the 33rd Annual General Meeting (AGM) of the shareholders of the Company shall be held on Monday, 23 December 2013 at 9:30 AM at Bashundhara Convention Center-2, Baridhara, Dhaka to transact the following business: -

1. To consider the audited financial statements of the Company for the year ended 31 August 2013 together with auditors' and directors' reports thereon.
2. To declare dividend.
3. To elect directors.
4. To appoint auditors and fix their remuneration.
5. To transact any other business of the Company with the permission of the Chair.

By order of the Board

Dated : Dhaka
25 November 2013

Sd/-
(Tareq Enamur Rahim)
Company Secretary

Notes

- i) The shareholders whose names will appear in the Share Register of the Company and/or Depository Register of CDBL as on record date, i.e., 05 December 2013 will be entitled to attend the AGM and receive dividend.
- ii) Attendance to the AGM will be on production of the Attendance Slip sent with Annual Report.
- iii) The Proxy Form, sent with this annual report-2013 affixed with requisite revenue stamp of Tk.20/- must be deposited at the Company's Registered Office at least 48 hours prior to the AGM

The Proxy Form & the annual report-2013 are also available in Company's website (www.aftabauto.com)

সম্মানিত শেয়ারহোল্ডারবৃন্দের সদয় অবগতির জন্য জানানো যাচ্ছে যে, Bangladesh Securities and Exchange Commission এর বিধি-নিষেধ থাকায় আসন্ন বার্ষিক সাধারণ সভায় কোন প্রকার উপহার/আপ্যায়নের ব্যবস্থা থাকবে না।

Dear Shareholders,
Assalamualaikum.

I am pleased to welcome you all at the 33rd Annual General Meeting of the Company and place before you a summarized statement of the activities of the Company for the financial year ended on 31 August 2013.

At the outset, I would like to mention here that due to unfavourable situation prevailed in the country during the last year, the sale of new buses has declined and as a result assembling of Hino Bus at our assembling plant has also dropped. On the otherhand, due to such impact the production of the bus body building unit has also declined and could not achieve desired profit.

You are aware that the motorcycle unit of the Company has gone into commercial operation. Aftab Automobiles Limited has been appointed as distributor in the territory of Bangladesh by Mahindra & Mahindra Limited, India. We have already started import of CKD (Completely Knocked-Down) components of motorcycles and assembling those at our own Plant. Marketing of assembled motorcycles has already been started on commercial basis and we hope that the financial benefits of this new unit will be reflected in the next year.



View: Hon'ble Chairman's addressing at the 32nd AGM of the Company

As regards subsidiary companies, I would like to inform you that profit of 'Navana Batteries Limited' has increased during the last financial year. This is because of new types of batteries were produced as per local market demand in addition to existing product line. The sales of 'Navana Furniture Limited' the second subsidiary company, has declined due to unfavourable situation of the country. As a result, negative impact has been reflected in the financial statements. The overall business of 'Navana Paints Limited', the third subsidiary company, has also declined due to aforesaid situation prevailed in the country.

You will please appreciate that in spite of above bottlenecks; the Board of Directors of your Company has been putting its hard efforts to increase the business of the Company. I believe that the production and sales of our products will increase with the improvement of the situation of country, thus generating more activities of the Company.

In conclusion, I would like to express my sincere thanks and gratitude to all concerned associated with the Company.

Sd/-
(Shafiul Islam)
Chairman



A view of hon'ble shareholders at the 32nd AGM

প্রিয় শেয়ারহোল্ডারবৃন্দ,
আসসালামুআলাইকুম।

আমি আপনাদের সবাইকে কোম্পানীর ৩০তম বার্ষিক সাধারণ সভায় স্বাগত জানাচ্ছি এবং বিগত ৩১শে আগস্ট ২০১৩ সালে সমাপ্ত অর্থবছরে কোম্পানির কার্যক্রমের একটি সংক্ষিপ্ত বিবরণ উপস্থাপন করছি।

প্রথমেই উল্লেখ করতে চাই যে, বিগত বছরে দেশে অস্থিতিশীল পরিস্থিতি বিদ্যমান থাকায় নতুন বাস বিক্রয় হ্রাস পায়। এর ফলে কোম্পানীর এসেমব্লিং ইউনিটে বাস সংযোজনও কম হয়েছে। অন্যদিকে, এরই প্রভাবে বাস বডি নির্মাণও হ্রাস পায়, যে কারণে বাস বডি নির্মাণ ইউনিটিও প্রত্যাশা অনুযায়ী ব্যবসা করতে পারে নাই।

আপনারা অবগত আছেন যে, ইতোমধ্যে কোম্পানীর মোটরসাইকেল ইউনিটি বিনিয়োগ কার্যক্রম শুরু করেছে। আফতার অটোমোবাইলস লিমিটেড ভারতীয় কোম্পানি Mahindra & Mahindra Limited কতৃক বাংলাদেশে ভিস্ত্রিবিউটর নিযুক্ত হয়েছে এবং ইতোমধ্যে মোটরসাইকেল এর CKD যন্ত্রাংশ আমদানী করে নিজস্ব এসেমব্লিং প্লান্টে সংযোজনের মাধ্যমে বাণিজ্যিকভাবে বাজারজাত করা হচ্ছে, যার আর্থিক সুফল আগামী বছরে প্রতিফলিত হবে।



ছবিঃ কোম্পানীর ৩০তম বার্ষিক সাধারণ সভায় পরিচালনা পর্ষদ

সাবসিডিয়ারি কোম্পানিগুলোর প্রসঙ্গে আমি আপনাদের জানাতে চাই যে, 'নানানা ব্যাটারিজ লিমিটেড'-এ মুনাফার ধারাবাহিকতা বজায়

রাখার লক্ষ্যে আলোচ্য বছরে প্রচলিত যানবাহনের ব্যাটারি উৎপাদনের পাশাপাশি অন্যান্য যানবাহনের চাহিদা অনুযায়ী নতুন ধরনের ব্যাটারি উৎপাদন ও বাজারজাত করা হচ্ছে, যে কারণে মুনাফা অর্জনের প্রবৃদ্ধির ধারাবাহিকতা বজায় ছিল। দ্বিতীয় সাবসিডিয়ারি কোম্পানি, 'নানানা ফ্যানিচার লিমিটেড'-এ দেশের সার্বিক পরিস্থিতিজনিত কারণে বিক্রয় হ্রাস পেয়েছে। ফলে আর্থিক প্রতিবেদনে নেতিবাচক প্রভাব প্রতিফলিত হয়েছে। তৃতীয় সাবসিডিয়ারি কোম্পানি, 'নানানা পেইন্টস লিমিটেড'-ও একই পরিস্থিতির কারণে আশানুরূপ ব্যবসা করতে পারে নাই।

আমি আরো উল্লেখ করতে চাই যে, উপরোক্ত প্রতিকূলতার মধ্যেও পরিচালনা পর্ষদ কোম্পানির ব্যবসা বৃদ্ধির লক্ষ্যে আন্তরিক প্রচেষ্টা চালিয়ে যাচ্ছে। আশা করা যায়, দেশের বিদ্যমান পরিস্থিতির উন্নতি হলে আগামী অর্থবছরে কোম্পানীর উৎপাদন ও বিক্রয় বৃদ্ধি পাবে এবং সার্বিক কর্মকাণ্ডে আরো গতিশীলতা আসবে।

পরিশেষে, আমি কোম্পানির সাথে সংশ্লিষ্ট সকলকে আন্তরিক ধন্যবাদ ও কৃতজ্ঞতা জ্ঞাপন করছি।

স্বাঃ/-
(শফিউল ইসলাম)
সভাপতি

Dear Shareholders,

The Board of Directors is pleased to present before you its report on the activities of your Company alongwith the consolidated audited financial statements and Auditors' report thereon for the year ended 31 August 2013.

We, now take the opportunity to summarize the activities of the Company as under.

PERFORMANCE

PRODUCTION

In the Assembling Unit of the Company, the plant has produced 305 units of vehicles which consists of 297 units Hino Diesel Bus chassis, 4 units of Hino mini-bus chassis and 4 units of Hino RM-2 bus chassis .

The Bus Body Building Unit of the Company has fabricated 149 units of Hino bus body.

SALES

During the financial year, Tk.170.67 crore has been added to the Company's turnover from the Assembling Unit.

On the otherhand, an amount of Tk. 28.26 crore has been contributed to the turnover of the Company against sale proceeds from the Bus Body Building Unit.

Consolidated Financial Result and Appropriation of Profit:

amount in taka

	2013	2012
Retained Earnings Brought Forward	1,657,570,090	1,456,522,051
Add: Net Profit for the year (after tax)	358,792,972	371,998,789
Profit available for appropriation	2,016,363,062	1,828,520,840
Recommended for appropriations:		
2013 2012		
Stock Dividend @ 12% 25%	102,570,452	170,950,750
Cash Dividend @ 8% -	68,380,302	-
Un-appropriated profit carried forward	1,845,412,308	1,657,570,090
Total	2,016,363,062	1,828,520,840

Subsidiary Operation

(a) Navana Batteries Limited

Navana Batteries Limited (NBL) was incorporated on 21 April 2009; is a fully owned subsidiary company of Aftab Automobiles Limited (AAL). AAL is holding 99.95% share of NBL at present. The operating results of NBL for the period ended 31 August 2013 are given below comparing operating results for the year ended 31 August 2012 as follows:

Particulars	2013 (Taka)	2012 (Taka)
Turnover	890,536,266	668,159,995
Gross Profit	184,519,115	150,463,905
Net Profit After Tax	61,912,398	48,322,245
Earnings Per Share (EPS)	3.37	2.63
Net Assets Value Per Share (NAVPS)	23.00	19.63

(b) Navana Furniture Limited

Navana Furniture Limited (NFL) was incorporated on 21 April 2009; is a fully owned subsidiary company of Aftab Automobiles Limited (AAL). AAL is holding 99.95% share of NFL at present. The operating results of NFL for the period ended 31 August 2013 are given below comparing operating results for the year ended 31 August 2012 as follows:

Particulars	2013 (Taka)	2012 (Taka)
Turnover	392,307,287	426,319,150
Gross Profit	160,990,444	141,272,670
Net Profit After Tax	8,445,552	14,306,310
Earnings Per Share (EPS)	0.39	0.66
Net Assets Value Per Share (NAVPS)	14.41	14.03

(c) Navana Paints Limited

Navana Paints Limited (NPL) was incorporated on 21 April 2009; is a fully owned subsidiary Company of Aftab Automobiles Limited (AAL). AAL is holding 99.88% share of NPL at present. The operating results of NPL for the period ended 31 August 2013 are given below comparing operating results for the year ended 31 August 2012 as follows:

Particulars	2013 (Taka)	2012 (Taka)
Turnover	60,058,730	99,515,552
Gross Profit	26,399,300	39,367,568
Net Profit After Tax	3,936,654	8,500,876
Earnings Per Share (EPS)	0.43	0.94
Net Assets Value Per Share (NAVPS)	13.39	12.95

Segment-wise or product-wise performance

The company is operating its business with its homogeneous products and services in a single economic and geographical segment within the territory of Bangladesh

Industry outlook and possible future developments in the industry

The company is conducting its market research and feasibility study on different types of vehicles and auto parts within Bangladesh territory. Based on such studies, the company might explore opportunities.

Risks and concerns

The profitability of the Company may affected in future due to increase of essential ingredients like electricity, labor cost etc.

A discussion on Cost of Goods sold, Gross Profit Margin and Net Profit Margin (Consolidated).

Particulars	In '000" taka	
	August 31, 2013	August 31, 2012
Revenues (Turnover)	3,332,170	3,735,217
Cost of goods sold	2,589,063	2,960,006
Gross profit	745,107	775,210
Net profit for the year	344,609	363,324
Net profit (Including other income)	358,793	371,999

Total revenues during the financial year has been reduced. As a result, gross profit and net profit have also been decreased.

directors' report to the shareholders

Discussion on continuity of any Extra-Ordinary gain or loss

There is no significant extra-ordinary gain or loss during the financial year.

Related party transactions

As per agreement with Toyota Tsusho Corporation, Japan, assembled vehicles of Aftab Automobiles Limited are distributed through Navana Limited (distributor of Toyota & Hino vehicles). The company sold vehicles worth Tk. 104.13 crore through Navana Limited during the year. No other transaction has been made with any other related party.

Investments:

(a) Navana CNG Limited

Aftab Automobiles Limited is holding =87,837= shares of Navana CNG Limited at present. The acquisition cost of the said shares was Tk.5.25 per share. However, the market price of the shares of Navana CNG Limited is Tk.70.00 as on 31 August 2013.

(b) Navana Real Estate Limited

Aftab Automobiles Limited is holding =60,00,000= shares of Tk.10/- each of Navana Real Estate Limited at present. The acquisition cost of the said shares was Tk.3.33 per share. As Navana Real Estate Limited is not listed, its market price cannot be determined. However, Navana Real Estate Limited's Earning per share (EPS) and Net asset value (NAV) as on 30 June 2012 stood at Tk.2.90 and Tk.41.12 per share respectively.

Next Year Plan

The Assembling Unit of the Company is expected to assemble 350 units of Diesel Hino Bus Chassis and 24 units of new model RM-2 Hino Bus Chassis in the next financial year.

The Bus Body Building Unit is expected to fabricate around 250 units of Hino Bus Body and 24 units of Hino RM-2 Air-conditioned Bus Body during the next financial year.

Dividend

The Board of Directors of your Company has recommended stock dividend @12% and cash dividend @8%, totaling 20% for the shareholders for the year ended 31 August 2013, whose names will appear in the share register of the Company and/or Depository Register of CDBL as on Record Date i.e., 05 December 2013 subject to approval by the Shareholders in the ensuing Annual General Meeting of the Company.

Election of Directors

In terms of Article 125 and 126 of the Articles of Association of the Company, Mr. Sajedul Islam and Ms. Farhana Islam, Directors retire by rotation from the Board in the 33rd Annual General Meeting. Being eligible under Article 127 of the Articles of Association of the Company, the retiring Directors have offered themselves for re-election.

Disclosure of information of the directors who are willing to be re-elected:

Mr. Sajedul Islam, Director

Mr. Sajedul Islam joined the Navana Group in 1999. He gained valuable experience by being involved in the management of the Group's diversified business operations. He is the chief executive officer (CEO) of the Navana Real Estate Limited and Navana Construction Ltd. At present, he is Vice-Chairman of Navana Group.

In 2004, he is the key promoter of Navana CNG Limited (another public listed company) and with all his expertise he has been contributing towards the growth of the Company till date.

Names of companies in which Mr. Sajedul Islam also holds the directorship:

Navana Limited., Navana CNG Limited, Essential Industries Ltd., Eastern Printing Press Ltd., Orion Complex Ltd., Kenhill Paper Mills Ltd., Navana Construction Ltd., Bipoon Ltd., Navana Computers & Tech Ltd., Navana Services Ltd., Navana Interlinks Ltd., Road Linkers Ltd., Navana Taxi Cab Co. Ltd., Navana Electronics Ltd., Navana Power Generation Ltd., Navana Foods Ltd., Navana Real Estate Limited, Navana Power Co. Ltd., Navana Denims Ltd., Navana Knitting Ltd., Navana Feed Mills Ltd., Navana Software Ltd., Navana Plantation Ltd., Navana Exports Ltd., Navana Logistics Ltd., Navana Renewable Energy Ltd., Navana Lingerie Ltd., Navana Fabrics Ltd., Navana Gas Co. Ltd., Navana Batteries Ltd., Navana Furniture Ltd., Navana Paints Ltd., Navana Building Products Ltd., Navana Toyota Service Center Ltd., Navana Equities Ltd., Navana Electrical and Energy Saving Products Ltd., Navana Engineering Ltd., Navana Properties Ltd. and Navana Welding Electrode Limited.

Membership in committees of the Board of other Companies - Audit Committee member of Navana CNG Ltd.

directors' report to the shareholders

Ms. Farhana Islam, Director

Ms. Farhana Islam joined the Navana Group in 2004. She gained valuable experience by being involved in the management of the Group's diversified business operations.

In 2004, she is the key promoter of Navana CNG Limited (another public listed company) and with all her expertise she has been contributing towards the growth of the Company till date.

Names of companies in which Ms. Fathana Islam also holds the directorship:

Navana Limited., Navana CNG Limited, Essential Industries Ltd., Eastern Printing Press Ltd., Orion Complex Ltd., Kenhill Paper Mills Ltd., Navana Construction Ltd., Bipoon Ltd., Navana Computers & Tech Ltd., Navana Services Ltd., Navana Interlinks Ltd., Road Linkers Ltd., Navana Taxi Cab Co. Ltd., Navana Electronics Ltd., Navana Power Generation Ltd., Navana Petroleum Ltd., Navana Foods Ltd., Navana Real Estate Limited, Navana Power Co. Ltd., Navana Denims Ltd., Navana Knitting Ltd., Navana Feed Mills Ltd., Navana Software Ltd., Navana Plantation Ltd., Navana Exports Ltd., Navana Logistics Ltd., Navana Renewable Energy Ltd., Navana Lingerie Ltd., Navana Fabrics Ltd., Navana Gas Co. Ltd., Navana Batteries Ltd., Navana Furniture Ltd., Navana Paints Ltd., Navana Building Products Ltd., Navana Toyota Service Center Ltd., Navana Equities Ltd., Navana Electrical and Energy Saving Products Ltd., Navana Engineering Ltd., Navana Properties Ltd. and Navana Welding Electrode Limited.

Membership in committees of the Board of other Companies: None.

Remuneration to directors including independent directors:

The Director of the Company including Independent Director is receiving a sum of Taka 5000/- (Five thousand) only as board meeting fee.

BOARD MEETINGS

In accordance with directives of the regulatory authorities, the Board supervise, study and review the activities of the Company and make businesses decisions, etc. During the year seven board meetings were held.

Number of Board meetings held during the year and attendance by each director:

Name of Directors	Number of Board Meeting held during the financial year ended 31.08.2013	Number of Board Meeting attended	Remarks
Mr. Shafiul Islam	7	7	
Mrs. Khaleda Islam	7	4	
Mr. Saiful Islam	7	4	
Mr. Sajedul Islam	7	6	
Ms. Farhana Islam	7	4	
Mr. Syed Masud Hasan (Independent Director)	7	7	
Mr. Ekramul Haq (Independent Director)	7	3	Appointed w.e.f. 13.12.2012

REPORT OF THE AUDIT COMMITTEE

The Audit committee consists of the following members:

Mr. Syed Masud Hasan, Independent Director	: Chairman
Mr. Sajedul Islam, Director	: Member
Mr. Ekramul Haq FCA, Independent Director	: Member

Scope of work of Audit Committee

The Committee is authorised to investigate any matter within its terms of reference, access all documents and information of the company, seek information from any director or employee of the Group and co-opt any resources (including external professional assistance) it sees fit in order to fulfill its duties. However, the Committee has no executive function and its primary objective is to review and challenge, rather than assume responsibility for any matters within its remit. The Committee presents a summary of its activities to shareholders and other interested parties by means of this report, and the committee Chairman attends all general meetings of the Company's shareholders to answer any questions on the committee's activities.

Review of financial statements by the Audit Committee

Audit Committee reviewed the annual financial statements for the year 31 August 2013 and placed its recommendation to the Board of Directors.

External audit

M/s. Rahman Mostafa Alam & Co. a Chartered Accountant firm registered in Bangladesh acted as the external auditors to the company throughout the year. The external auditors are not engaged on any material non-audit work such as:

- Appraisal or valuation services or fairness opinions;
- Financial information systems design and implementation;
- Book-keeping or other services related to the accounting records or financial statements;
- Broker-dealer services;
- Actuarial services; and
- Internal audit services;

Independence of External Auditor

As a policy, the Committee would not allow the external auditors to perform any work that they may subsequently need to audit, or which might otherwise create a conflict of interests. The Committee also monitors the balance between audit and non-audit related functions to ensure that auditor independence can be shown to be maintained. The Chief Financial Officer is permitted to engage the external auditors on matters that do not create such conflicts.

The Audit Committee appraised the expertise, resources, independence and objectivity of external auditor and also reviewed their effectiveness as external auditors before reaching the recommendation to the Board that their re-election should be proposed to shareholders.

Resolutions of the Audit Committee meeting:

The Committee met four times during last financial year 2012-13 to carry out the following tasks:

- The Audit Committee reviewed the financial statements for the year ended August 31, 2013;
- Reviewed and discussed the Management Letter, by external auditor Rahman Mostafa Alam & Co. for the year ended August 31, 2013 on the annual audit on financial statements of Aftab Automobiles Limited;
- The expression of interest sent by the existing audit firm was reviewed by the Audit Committee and recommended M/s. Rahman Mostafa Alam & Co. Chartered Accountants, as auditor of the Company for the year to be ended August 2014;
- Reviewed various reports of Internal Control & Compliance Department on operational, financial procedures and branch activities;
- Reviewed the Quarterly and Half-yearly Reports of the Company.

Based on the review and above discussions, the Audit Committee is of the view that the internal control and compliance procedures are adequate to present a true and fair view of the activities and financial status of the company and to ensure that its assets are safeguarded properly.

Report from the Audit Committee

Dated: 25 November 2013

The Board of Directors
Aftab Automobiles Limited
House # 16/B, Road # 93
Gulshan-2, Dhaka

Audit Committee Report

The Committee reviewed and discussed the procedure and task of the internal audit, financial report preparation and the external auditors' observations in their reports on the draft financial statements of the Company initialed by the auditors for the year ended 31 August 2013. The Committee found adequate arrangement to present a true and fair view of the financial status of the Company; and did not find any material deviation, discrepancies or any adverse finding/observation in the areas of reporting.

The Committee also reviewed the financial statements of the subsidiary Companies i.e. Navana Batteries Limited, Navana Furniture Limited and Navana Paints Limited for the year ended 31 August, 2013 and also found adequate arrangement to present a true and fair view of the financial status of the Companies.

Sd/-
(Syed Masud Hasan)
Chairman
Audit Committee
Aftab Automobiles Limited

APPOINTMENT OF AUDITORS

The existing auditors of the Company, M/S. Rahman Mostafa Alam & Co, Chartered Accountants have completed their audit for the year under review. Being eligible, they have offered themselves for re-appointment for the year to be ended on 31 August 2014 as auditors of the Company.

CORPORATE & FINANCIAL REPORTING:

The Company is determined to ensure good governance by complying with all the applicable rules and regulations of Corporate Governance Guidelines of Securities & Exchange Commission. It has complied with all the requirements of Corporate Governance and the Directors are pleased to confirm the following:

- a) The financial statements together with the notes thereon have been drawn up in conformity with the Companies Act, 1994 and Securities and Exchange Rules 1987. These statements present fairly the Company's state of affairs, the result of its operations, cash flow and changes in equity.
- b) Proper books of accounts of the Company have been maintained.
- c) Appropriate Accounting Policies have been consistently applied in preparation of the financial statements and that the accounting estimates are based on reasonable and prudent judgment.
- d) The International Accounting Standards, as applicable in Bangladesh, have been followed in preparation of the financial statements.
- e) The systems of internal control are sound and have been effectively implemented and monitored.
- f) There are no significant doubts upon the Company's ability to continue as a going concern.
- g) There are no significant deviations in operating result of the business of the company compared to last year.
- h) The key operating and financial data for the last five years is annexed.

i) Pattern of Shareholding:

Namewise details		No. of Shares held
i.	<u>Parent/Subsidiary/Associated Companies and other related parties</u>	
	Navana CNG Limited	67,040
	Navava Real Estate Limited	18
ii.	<u>Directors, Chief Executive Officer, Company Secretary, Chief Financial Officer, Head of Internal Audit and their spouse and minor children:</u>	
	Mr. Shafiul Islam-Chairman	1,66,30,728
	Mr. Saiful Islam- Managing Director	17,75,192
	Mrs. Khaleda Islam-Director	18,16,268
	Mr. Sajedul Islam- Director	17,75,070
	Ms. Farhana Islam- Director	17,75,070
	Mr. Syed Masud Hasan - Independent Director	nil
	Mr. Ekramul Huq- Independent Director	nil
	<u>Chief Financial Officer, Company Secretary and Head of Internal Audit and their spouse and minor children:</u>	nil
iii.	Executives	nil
iv.	Shareholders holding ten percent (10%) or more voting interest in the Company:	
	Mr. Shafiul Islam	1,66,30,728

Key operating and financial data

The summarized key operating financial data of five years is annexed (Annexure :1).

Corporate Governance Compliance Report

In accordance with the requirement of the Securities and Exchange Commission, "Corporate Governance Compliance Report" is annexed (Annexure :2).

On behalf of the Board of Directors

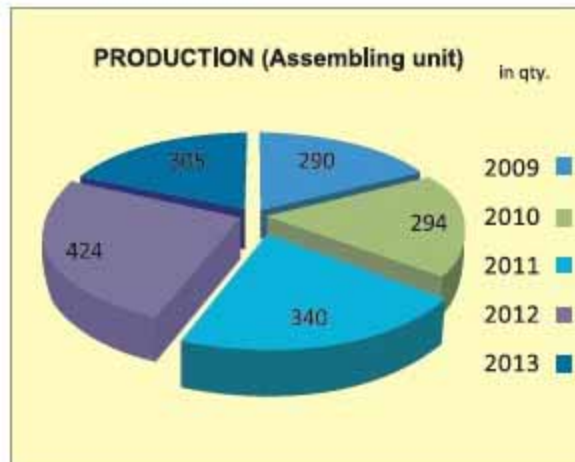
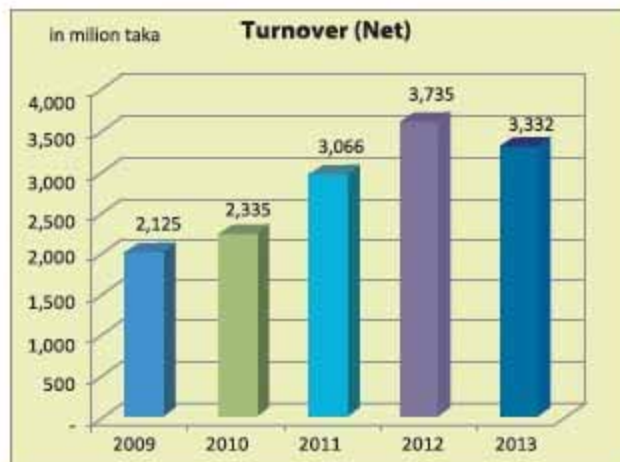
Sd/-

(Shafiul Islam)

Chairman

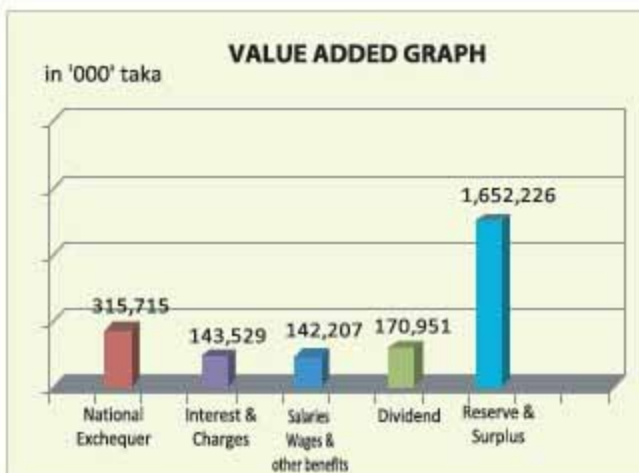
25 November 2013

Graphical Presentation



VALUE ADDED STATEMENT
For the year ended august 31, 2013

	Amount in '000' Taka
Sale / Turnover	3,332,170
Bought in- Material & Service	907,542
Value Added	2,424,628
Application to National Exchequer	315,715
to providers of Loan as Interest & Charges	143,529
to providers Emp. Salaries Wages & other benefits	142,207
to providers of Capital- as Dividend	170,951
Reserve & Surplus	1,652,226
	2,424,628



M. M. RAHMAN & CO.
Chartered Accountants

Landmark Sensation, Level # 01
17-18, Hossain Housing Society
Shyamoli, Dhaka-1207, Bangladesh
Tel : +88-02-8129737

Certificate of Compliance to the Shareholders of Aftab Automobiles Limited

[Issued under Condition # 7(i) of Corporate Governance Guidelines of BSEC vide
Notification No. SEC/CMRRCD/2006-158/134/Admin/44 dated 07 August 2012]

We have examined compliance to the BSEC guidelines on Corporate Governance by Aftab Automobiles Limited ("the Company") for the financial year ended 31 August 2013. These guidelines relate to the Notification no. SEC/CMRRCD/2006-158/134/Admin/44 dated 07 August 2012 on Corporate Governance.

Our examination was limited to the procedures and implementation thereof as adopted by the Management in ensuring compliance to the conditions of Corporate Governance.

According to the information and explanations provided by the Company, we hereby certify that in our opinion, the Company has complied with all the conditions of Corporate Governance Guidelines issued by BSEC.

Dated: Dhaka, 25 November 2013

Sd/-
M. M. Rahman & Co.
Chartered Accountants

Annexure : 1

The Key Operating and Financial Data (Consolidated):

Amount in '000 Taka

Particulars	2013	2012	2011	2010	2009
Authorized capital	3,000,000	3,000,000	3,000,000	3,000,000	700,000
Paid-up capital	854,754	683,803	569,836	438,335	231,957
Face Value Per Share	Tk.10/-	Tk.10/-	Tk. 10/-	Tk.10/-	Tk.10/-
Pref. share capital (including premium)		-	-	-	9,828
Shareholders equity	4,864,313	4,505,520	4,083,419	3,207,347	905,519
Fixed asset	1,087,301	974,465	925,583	424,617	603,563
Turnover (Net)	3,332,170	3,735,217	3,066,223	2,334,640	2,124,638
Gross profit	745,107	775,211	787,332	531,129	391,327
Total Comprehensive Income	358,793	371,999	920,329	693,786	316,617
Operating cash flow per share	0.46	2.57	1.83	3.06	13.75
Book value per share (Restated)	56.91	65.89	74.54	73.16	40.2
Earning per share (Basic)	4.03	4.25	5.59	1.16	1.05
Earning per share (Non-operating)	-	0.05	9.81	11.01	5.53
Cash dividend	8%	-	20%	10%	10%
Stock dividend	12%	25%	20%	30%	40%
Number of shareholders	45,883	42,426	43,669	14,557	9,049

Annexure : 2

Corporate Governance Compliance Report

Status of compliance with the conditions imposed by the Commission's Notification No.SEC/CMRRCD/2006-158/134/Admin/44 dated 07 August 2012 issued under section 2CC of the Securities and Exchange Ordinance, 1969 (Report under Condition no. 7.00) :

Condition No.	Title	Compliance Status	Remarks (if any)
1.1	Board's Size	Complied	
1.2 (i)	At least one fifth (1/5) of the total number of directors in the company's board shall be independent directors.	Complied	
1.2 (ii) a)	"Independent director" means a director- a) who either does not hold any share in the company or holds less than one percent (1%) shares of the total paid-up shares of the company;	Complied	
1.2 (ii) b)	who is not connected with the company's any sponsor or director or shareholder who holds one percent (1%) or more shares of the total paid-up shares of the company on the basis of family relationship. His/her familymembers also should not hold above mentioned shares in the company: Provided that spouse, son, daughter, father, mother, brother, sister, son-in-law and daughter-in-law shall be considered as family members.	Complied	
1.2 (ii) c)	who does not have any other relationship, whether pecuniary or otherwise, with the company or its subsidiary/ associated companies;	Complied	
1.2 (ii) d)	who is not a member, director or officer of any stock exchange;	Complied	

Condition No.	Title	Compliance Status	Remarks (if any)
1.2 (ii) e)	who is not a shareholder, director or officer of any member of stock exchange or an intermediary of the capital market;	Complied	
1.2 (ii) f)	who is not a partner or an executive or was not a partner or an executive during the preceding 3 (three) years of any statutory audit firm;	Complied	
1.2 (ii) g)	who shall not be an independent director in more than 3 (three) listed companies;	Complied	
1.2 (ii) h)	who has not been convicted by a court of competent jurisdiction as a defaulter in payment of any loan to a bank or a Non-Bank Financial Institution (NBFI);	Complied	
1.2 (ii) i)	who has not been convicted for a criminal offence involving moral turpitude.	Complied	
1.2 (iii)	the independent director(s) shall be appointed by the board of directors and approved by the shareholders in the Annual General Meeting (AGM).	Complied	
1.2 (iv)	the post of independent director(s) can not remain vacant for more than 90 (ninety) days.	Complied	
1.2 (v)	the Board shall lay down a code of conduct of all Board members and annual compliance of the code to be recorded.	Complied	
1.2 (vi)	the tenure of office of an independent director shall be for a period of 3 (three) years, which may be extended for 1 (one) term only.	Complied	
1.3 (i)	Independent Director shall be a knowledgeable individual with integrity who is able to ensure compliance with financial, regulatory and corporate laws and can make meaningful contribution to business.	Complied	
1.3 (ii)	The person should be a Business Leader/Corporate Leader/ Bureaucrat/University Teacher with Economics or Business Studies or Law background/Professionals like Chartered Accountants, Cost & Management Accountants, Chartered Secretaries. The independent director must have at least 12 (twelve) years of corporate management/professional experiences.	Complied	
1.3 (iii)	In special cases the above qualifications may be relaxed subject to prior approval of the Commission.		Not applicable
1.4	The positions of the Chairman of the Board and the Chief Executive Officer of the companies shall be filled by different individuals. The Chairman of the company shall be elected from among the directors of the company. The Board of Directors shall clearly define respective roles and responsibilities of the Chairman and the Chief Executive Officer.	Complied	
1.5 (i)	Additional statements in the Directors' Report prepared under section 184 of the Companies Act, 1994:- Industry outlook and possible future developments in the industry.	Complied	
1.5 (ii)	Segment-wise or product-wise performance.	Complied	
1.5 (iii)	Risks and concerns.	Complied	
1.5 (iv)	A discussion on Cost of Goods sold, Gross Profit Margin and Net Profit Margin.	Complied	
1.5 (v)	Discussion on continuity of any Extra-Ordinary gain or loss.	Complied	
1.5 (vi)	Basis for related party transactions- a statement of all related party transactions should be disclosed in the annual report.	Complied	

Condition No.	Title	Compliance Status	Remarks (if any)
1.5 (vii)	Utilization of proceeds from public issues, rights issues and/or through any others instruments.	Complied	
1.5 (viii)	An explanation if the financial results deteriorate after the company goes for Initial Public Offering (IPO), Repeat Public Offering (RPO), Rights Offer, Direct Listing, etc.		No such deterioration.
1.5 (ix)	If significant variance occurs between Quarterly Financial performance and Annual Financial Statements the management shall explain about the variance on their Annual Report.		No such variance occurred.
1.5 (x)	Remuneration to directors including independent directors.	Complied	
1.5 (xi)	The financial statements prepared by the management of the issuer company present fairly its state of affairs, the result of its operations, cash flows and changes in equity.	Complied	
1.5 (xii)	Proper books of account of the issuer company have been maintained.	Complied	
1.5 (xiii)	Appropriate accounting policies have been consistently applied in preparation of the financial statements and that the accounting estimates are based on reasonable and prudent judgment.	Complied	
1.5 (xiv)	International Accounting Standards (IAS)/Bangladesh Accounting Standards (BAS)/International Financial Reporting Standards (IFRS)/Bangladesh Financial Reporting Standards (BFRS), as applicable in Bangladesh, have been followed in preparation of the financial statements and any departure there-from has been adequately disclosed.	Complied	
1.5 (xv)	The system of internal control is sound in design and has been effectively implemented and monitored.	Complied	
1.5 (xvi)	There are no significant doubts upon the issuer company's ability to continue as a going concern. If the issuer company is not considered to be a going concern, the fact along with reasons thereof should be disclosed.	Complied	
1.5 (xvii)	Significant deviations from the last year's operating results of the issuer company shall be highlighted and the reasons thereof should be explained.	Complied	
1.5 (xviii)	Key operating and financial data of at least preceding 5 (five) years shall be summarized.	Complied	
1.5 (xix)	If the issuer company has not declared dividend (cash or stock) for the year, the reasons thereof shall be given.		Not applicable (Declaring dividends regularly)
1.5 (xx)	The number of Board meetings held during the year and attendance by each director shall be disclosed.	Complied	
1.5 (xxi)	The pattern of shareholding shall be reported to disclose the aggregate number of shares (along with name wise details where stated below) held by:-	Complied	
1.5 (xxi) a)	Parent/Subsidiary/Associated Companies and other related parties (name wise details);	Complied	
1.5 (xxi) b)	Directors, Chief Executive Officer, Company Secretary, Chief Financial Officer, Head of Internal Audit and their spouses and minor children (name wise details);	Complied	
1.5 (xxi) c)	Executives;	Complied	
1.5 (xxi) d)	Shareholders holding ten percent (10%) or more voting interest in the company (name wise details).	Complied	
	Explanation: For the purpose of this clause, the expression "executive" means top 5 (five) salaried employees of the company other than the Directors, Chief Executive Officer, Company Secretary, Chief Financial Officer and Head of Internal Audit.		

Condition No.	Title	Compliance Status	Remarks (if any)
1.5 (xxii)	In case of the appointment/ re-appointment of a director the company shall disclose the following information to the shareholders:-	Complied	
1.5 (xxii) a)	a brief resume of the director;	Complied	
1.5 (xxii) b)	nature of his/her expertise in specific functional areas;	Complied	
1.5 (xxii) c)	names of companies in which the person also holds the directorship and the membership of committees of the board.	Complied	
2.1	Appointment The company shall appoint a Chief Financial Officer (CFO), a Head of Internal Audit (Internal Control and Compliance) and a Company Secretary (CS). The Board of Directors should clearly define respective roles, responsibilities and duties of the CFO, the Head of Internal Audit and the CS.	Complied	
2.2	Requirement to attend the Board Meetings The CFO and the Company Secretary of the companies shall attend the meetings of the Board of Directors, provided that the CFO and/or the Company Secretary shall not attend such part of a meeting of the Board of Directors which involves consideration of an agenda item relating to their personal matters.	Complied	
3 (i)	The company shall have an Audit Committee as a sub-committee of the Board of Directors.	Complied	
3 (ii)	The Audit Committee shall assist the Board of Directors in ensuring that the financial statements reflect true and fair view of the state of affairs of the company and in ensuring a good monitoring system within the business.	Complied	
3 (iii)	The Audit Committee shall be responsible to the Board of Directors. The duties of the Audit Committee shall be clearly set forth in writing.	Complied	
3.1 (i)	The Audit Committee shall be composed of at least 3 (three) members.	Complied	
3.1 (ii)	The Board of Directors shall appoint members of the Audit Committee who shall be directors of the company and shall include at least 1 (one) independent director.	Complied	
3.1 (iii)	All members of the audit committee should be "financially literate" and at least 1(one) member shall have accounting or related financial management experience.	Complied	
3.1 (iv)	When the term of service of the Committee members expires or there is any circumstance causing any Committee member to be unable to hold office until expiration of the term of service, thus making the number of the Committee members to be lower than the prescribed number of 3 (three) persons, the Board of Directors shall appoint the new Committee member(s) to fill up the vacancy(ies) immediately or not later than 1 (one) month from the date of vacancy(ies) in the Committee to ensure continuity of the performance of work of the Audit Committee.	Complied	
3.1 (v)	The company secretary shall act as the secretary of the Committee.	Complied	
3.1 (vi)	The quorum of the Audit Committee meeting shall not constitute without at least 1(one) independent director.	Complied	
3.2 (i)	The Board of Directors shall select 1 (one) member of the Audit Committee to be Chairman of the Audit Committee, who shall be an independent director.	Complied	

Condition No.	Title	Compliance Status	Remarks (if any)
3.2 (ii)	Chairman of the audit committee shall remain present in the Annual General Meeting (AGM).	Complied	
3.3 (i)	Oversee the financial reporting process.	Complied	
3.3 (ii)	Monitor choice of accounting policies and principles.	Complied	
3.3 (iii)	Monitor Internal Control Risk management process.	Complied	
3.3 (iv)	Oversee hiring and performance of external auditors.		
3.3 (v)	Review along with the management, the annual financial statements before submission to the board for approval.	Complied	
3.3 (vi)	Review along with the management, the quarterly and half yearly financial statements before submission to the board for approval.	Complied	
3.3 (vii)	Review the adequacy of internal audit function.	Complied	
3.3 (viii)	Review statement of significant related party transactions submitted by the management.	Complied	
3.3 (ix)	Review Management Letters/ Letter of Internal Control weakness issued by statutory auditors.	Complied	
3.3 (x)	When money is raised through Initial Public Offering (IPO)/ Repeat Public Offering (RPO)/Rights Issue the company shall disclose to the Audit Committee about the uses/applications of funds by major category (capital expenditure, sales and marketing expenses, working capital, etc), on a quarterly basis, as a part of their quarterly declaration of financial results. Further, on an annual basis, the company shall prepare a statement of funds utilized for the purposes other than those stated in the offer document/prospectus.	Complied	
3.4.1 (i)	The Audit Committee shall report on its activities to the Board of Directors.	Complied	
3.4.1 (ii)	a) report on conflicts of interests;	Complied	
3.4.1 (ii)	b) suspected or presumed fraud or irregularity or material defect in the internal control system;	Complied	
3.4.1 (ii)	c) suspected infringement of laws, including securities related laws, rules and regulations;	Complied	
3.4.1 (ii)	d) any other matter which shall be disclosed to the Board of Directors immediately.	Complied	
3.4.2	If the Audit Committee has reported to the Board of Directors about anything which has material impact on the financial condition and results of operation and has discussed with the Board of Directors and the management that any rectification is necessary and if the Audit Committee finds that such rectification has been unreasonably ignored, the Audit Committee shall report such finding to the Commission, upon reporting of such matters to the Board of Directors for three times or completion of a period of 6 (six) months from the date of first reporting to the Board of Directors, whichever is earlier.	Complied	
3.5	Report on activities carried out by the Audit Committee, including any report made to the Board of Directors under condition 3.4.1 (ii) above during the year, shall be signed by the Chairman of the Audit Committee and disclosed in the annual report of the issuer company.	Complied	
4 (i)	Appraisal or valuation services or fairness opinions.	Complied	
4 (ii)	Financial information systems design and implementation.	Complied	
4 (iii)	Book-keeping or other services related to the accounting records or financial statements.	Complied	
4 (iv)	Broker-dealer services.	Complied	

Condition No.	Title	Compliance Status	Remarks (if any)
4 (v)	Actuarial services.	Complied	
4 (vi)	Internal audit services.	Complied	
4 (vii)	Any other service that the Audit Committee determines.	Complied	
4 (viii)	No partner or employees of the external audit firms shall possess any share of the company they audit at least during the tenure of their audit assignment of that company.	Complied	
5 (i)	Provisions relating to the composition of the Board of Directors of the holding company shall be made applicable to the composition of the Board of Directors of the subsidiary company.	Complied	
5 (ii)	At least 1 (one) independent director on the Board of Directors of the holding company shall be a director on the Board of Directors of the subsidiary company.	Complied	
5 (iii)	The minutes of the Board meeting of the subsidiary company shall be placed for review at the following Board meeting of the holding company.	Complied	
5 (iv)	The minutes of the respective Board meeting of the holding company shall state that they have reviewed the affairs of the subsidiary company also.	Complied	
5 (v)	The Audit Committee of the holding company shall also review the financial statements, in particular the investments made by the subsidiary company.	Complied	
6 (i) a)	these statements do not contain any materially untrue statement or omit any material fact or contain statements that might be misleading;	Complied	
6 (i) b)	these statements together present a true and fair view of the company's affairs and are in compliance with existing accounting standards and applicable laws.	Complied	
6 (ii)	There are, to the best of knowledge and belief, no transactions entered into by the company during the year which are fraudulent, illegal or violation of the company's code of conduct.	Complied	
7 (i)	The company shall obtain a certificate from a Professional Accountant/ Secretary (Chartered Accountant/Cost & Management Accountant/Chartered Secretary) regarding compliance of conditions of Corporate Governance Guidelines of the Commission and shall send the same to the shareholders along with the Annual Report on a yearly basis.	Complied	
7 (ii)	The directors of the company shall state, in accordance with the Annexure attached, in the directors' report whether the company has complied with these conditions.	Complied	



Auditors' Report

To the shareholders of

Aftab Automobiles Limited and its subsidiaries

We have audited the accompanying financial statements of Aftab Automobiles Limited (the Company), which comprise the statement of financial position as at August 31, 2013, the statement of comprehensive income, statement of cash flows and statement of changes in equity for the year then ended and a summary of significant accounting policies and other explanatory notes. We have also audited the attached financial statements of Aftab Automobiles Limited and its subsidiaries, which comprise the consolidated statement of financial position as at August 31, 2013, and the consolidated statement of comprehensive income, the consolidated statement of changes in equity and consolidated statement of cash flows for the year then ended, and a summary of significant accounting policies and other explanatory notes disclosed in notes 1 to 34 and schedule-A. The financial statements of 3 subsidiaries are also audited by us.

Management's Responsibility for the Financial Statements

Management of the company is responsible for the preparation and fair presentation of these financial statements in accordance with Bangladesh Financial Reporting Standards, and for such internal control as management determines is necessary to enable the preparation of financial statements that are free from material misstatement, whether due to fraud or error.

Auditors' Responsibility

Our responsibility is to express an opinion on these financial statements based on our audit. We conducted our audit in accordance with Bangladesh Standards on Auditing (BSA). Those standards require that we comply with ethical requirements and plan and perform the audit to obtain reasonable assurance about whether the financial statements are free from material misstatement.

An audit involves performing procedures to obtain audit evidence about the amounts and disclosures in the financial statements. The procedures selected depend on the auditors' judgment, the assessment of the risks of material misstatement of the financial statements, whether due to fraud or error. In making those risk assessments, the auditor considers internal control relevant to the company's preparation and fair presentation of the financial statements in order to design audit procedures that are appropriate in the circumstances, but not for the purpose of expressing an opinion on the effectiveness of the company's internal control. An audit also includes evaluating the appropriateness of accounting policies used and the reasonableness of accounting estimates made by management of the company, as well as evaluating the overall presentation of the financial statements.

We believe that the audit evidence we have obtained is sufficient and appropriate to provide a basis for our audit opinion.

Opinion

In our opinion, the financial statements give a true and fair view of the financial position of Aftab Automobiles Limited and its subsidiaries as of August 31, 2013 and its financial performance and its cash flows for the year then ended in accordance with Bangladesh Financial Reporting Standards (BFRS) and comply with the applicable sections of the Companies Act, 1994, the Securities and Exchange Rules, 1987 and other applicable laws and regulations.

We also report that:

- a) we have obtained all the information and explanations which to the best of our knowledge and belief were necessary for the purposes of our audit and made due verification thereof;
- b) in our opinion, proper books of account as required by the law have been kept by the company so far as it appeared from our examination of those books;
- c) the company's financial position and statement of comprehensive income dealt with by the report are in agreement with the books of account and returns; and
- d) the expenditure incurred was for the purposes of the company's business.

Dated : Dhaka
November 25, 2013

Paramount Heights (7th Floor - D2)
65/2/1, Box-culvert Road
Purana Paltan, Dhaka.

Sd/-
RAHMAN MOSTAFA ALAM & CO.
Chartered Accountants

Aftab Automobiles Limited and its Subsidiaries**Consolidated Statement of Financial Position**

As at August 31, 2013

		31/8/13	31/8/12
	Notes	BD Taka	BD Taka
Assets			
Non-current assets			
Property, plant and equipment, net	3 (a)	1,087,300,626	974,464,894
Capital work in progress	4 (a)	273,356,949	241,264,775
Investments in shares	5 (a)	6,148,590	5,804,880
Investments in associate	5.3	243,241,217	229,359,599
Total non-current assets		1,610,047,382	1,450,894,148
Current assets			
Stock and stores	6 (a)	1,286,937,890	1,125,948,662
Trade debtors	7 (a)	1,781,185,174	1,463,199,253
Income tax deducted at source	8 (a)	389,337,871	282,573,527
Advances, deposits and prepayments	9 (a)	1,541,692,745	1,269,902,988
Cash and bank balances	10 (a)	915,015,798	867,445,092
Total current assets		5,914,169,478	5,009,069,522
Total assets		7,524,216,860	6,459,963,670
Equity and Liabilities			
Capital & reserves			
Share capital		854,753,770	683,803,020
Share premium		1,925,858,339	1,925,858,339
Reserves		67,338,231	67,338,231
Retained earnings	14 (a)	2,016,363,062	1,828,520,839
Equity attributable to owners of the Company		4,864,313,402	4,505,520,429
Non-controlling interests		508,007	466,077
Total equity		4,864,821,409	4,505,986,506
Non-current liabilities		98,990,546	92,023,455
Loan and deferred liabilities (unsecured)		25,310,440	25,310,440
Deferred tax liability	23 (b)	73,680,106	66,713,015
Current liabilities			
Short-term loan	15 (a)	1,691,994,360	996,661,490
Accrued and other current liabilities	16 (a)	868,410,545	865,292,219
Total current liabilities		2,560,404,905	1,861,953,709
Total equity and liabilities		7,524,216,860	6,459,963,670
Net assets value per share (NAVPS)		56.91	65.89

The annexed notes 1 to 34 and schedule-A form an integral part of these financial statements.

Sd/-
ChairmanSd/-
DirectorSd/-
Company Secretary

Signed in terms of our separate report of even date.

Dated : Dhaka
November 25, 2013Sd/-
RAHMAN MOSTAFA ALAM & CO.
Chartered Accountants

Aftab Automobiles Limited and its Subsidiaries**Consolidated Statement of Comprehensive Income**

For the year ended August 31, 2013

Particulars	Notes	Year ended 31/8/13	Year ended 31/8/12
		BD Taka	BD Taka
Revenues	17 (a)	3,332,169,924	3,735,217,015
Less: Cost of goods sold	18(a)	2,587,063,389	2,960,006,062
Gross profit		745,106,535	775,210,953
Less: Operating expenses		362,808,726	358,068,295
Administrative expenses	19 (a)	82,587,720	86,863,866
Selling and distribution expenses	20 (a)	136,692,061	156,642,741
Financial charges	21 (a)	143,528,945	114,561,688
Operating profit		382,297,809	417,142,658
Add: Non-operating income		95,438,727	84,736,697
Less: Contribution to WPPF		18,204,657	19,863,936
Net profit before tax		459,531,879	482,015,419
Less: Income tax expense		114,922,303	118,691,161
Current tax	23 (a)	111,425,617	114,422,296
Deferred tax		3,496,686	4,268,865
Net profit After Tax		344,609,576	363,324,258
Add : Share of profit from associate company	14 & 2.8(b)	13,881,618	3,373,357
Add : Revaluation Gain/(Loss) on investment in share		343,710	5,343,441
Total comprehensive Income for the year		358,834,904	372,041,056
Attributable to:			
Equity holders of the company		358,792,973	371,998,789
Non-controlling interests		41,931	42,267
Profit for the year		358,834,904	372,041,056
Earnings per share (Operating)	24(a)	4.03	4.25

The annexed notes 1 to 34 and schedule-A form an integral part of these financial statements.

Sd/-
ChairmanSd/-
DirectorSd/-
Company Secretary

Signed in terms of our separate report of even date.

Dated : Dhaka
November 25, 2013Sd/-
RAHMAN MOSTAFA ALAM & CO.
Chartered Accountants

Aftab Automobiles Limited and its Subsidiaries
Consolidated Statement of Cash Flows

For the year ended August 31, 2013

	Year ended 31/8/13	Year ended 31/8/12
	BD Taka	BD Taka
A. Cash flows from operating activities		
Receipts from customers	3,014,184,003	3,578,752,606
Receipts from others	95,438,727	84,736,697
Payments to suppliers and employees	(2,963,653,089)	(3,324,330,057)
Cash generated from operations	145,969,641	339,159,246
Income tax paid	(106,764,345)	(119,905,623)
Net cash generated by operating activities	39,205,296	219,253,623
B. Cash flows from investing activities		
Payments for acquisition of property, plant & equipment	(10,349,148)	(44,786,994)
Deposit given	(312,297,773)	-
Payments for capital work in progress	(206,359,128)	(29,890,381)
Net cash used investing activities	(529,006,049)	(74,677,375)
C. Cash flows from financing activities		
Received/(Repayments) of bank loan	695,332,873	156,601,276
Bank interest paid	(157,961,415)	(114,561,688)
Dividend paid	-	(113,967,170)
Net cash provided by financing activities	537,371,458	(71,927,582)
D. Net changes in cash & cash equivalents for the year (A+B+C)	47,570,706	72,648,666
E. Cash & cash equivalents at beginning of the year	867,445,092	794,796,426
F. Cash & cash equivalents at end of the year (D+E)	915,015,798	867,445,092
Net operating cash flows per share (NOCFPS)	0.46	2.57

Sd/-
Chairman

Sd/-
Director

Sd/-
Company Secretary

Aftab Automobiles Limited and its Subsidiaries**Consolidated Statement of Changes in Equity**

For the year ended August 31, 2013

Particulars	Share capital	Share premium	Reserves	Retained earnings	Attributable to equity holders of the company	Non-controlling interest	Total
	BD Taka	BD Taka	BD Taka	BD Taka	BD Taka	BD Taka	BD Taka
Balance as on September 01, 2011	569,835,850	1,925,858,339	67,338,231	1,684,456,391	4,247,488,810	423,810	4,247,912,621
Cash dividend on ordinary shares	-	-	-	(113,967,170)	(113,967,170)	-	(113,967,170)
Issue of bonus shares	113,967,170	-	-	(113,967,170)	-	-	-
Total comprehensive Income for the year	-	-	-	371,998,789	371,998,789	42,267	372,041,055
Balance as at August 31, 2012	683,803,020	1,925,858,339	67,338,231	1,828,520,839	4,505,520,429	466,077	4,505,986,506
Balance as on September 01, 2012	683,803,020	1,925,858,339	67,338,231	1,828,520,839	4,505,520,429	466,077	4,505,986,506
Issue of bonus shares	170,950,750	-	-	(170,950,750)	-	-	-
Total comprehensive Income for the year	-	-	-	358,792,973	358,792,973	41,931	358,834,903
Balance as at August 31, 2013	854,753,770	1,925,858,339	67,338,231	2,016,363,062	4,864,313,402	508,007	4,864,821,409

Sd/-
ChairmanSd/-
DirectorSd/-
Company Secretary

Aftab Automobiles Limited**Statement of Financial Position**

As at August 31, 2013

	Notes	31/8/13 BD Taka	31/8/12 BD Taka
Assets :			
Non-current assets :		1,585,151,584	1,474,578,409
Property, plant and equipment, net	3	418,625,695	384,714,781
Capital work in progress	4	60,220,560	72,036,300
Investments in subsidiaries and associates	5	1,106,305,329	1,017,827,328
Current account with Navana Paints Ltd.		5,367,729	1,973,578
Current account with Navana Batteries Ltd.		315,972,200	300,918,953
Current account with Navana Furniture Ltd.		138,235,612	304,597,638
Current assets :		4,539,115,659	3,800,663,223
Stock and stores	6	813,509,912	728,649,604
Trade debtors	7	1,393,578,674	1,090,824,279
Income tax deducted at source	8	292,423,996	212,196,233
Advances, deposits and prepayments	9	1,155,419,804	928,958,104
Cash and bank balances	10	884,183,273	840,035,003
Total Assets		6,583,842,784	5,882,731,801
Equity and Liabilities :			
Equity attributable to equity holders		4,864,313,402	4,505,520,429
Share capital	11	854,753,770	683,803,020
Share premium	12	1,925,858,339	1,925,858,339
Reserves	13	67,338,231	67,338,231
Retained earnings	14	2,016,363,062	1,828,520,839
Non-current liabilities :		98,990,546	92,023,455
Loan and deferred liabilities (unsecured)		25,310,440	25,310,440
Deferred tax liability	23(b)	73,680,106	66,713,015
Current liabilities :		1,620,538,836	1,285,187,917
Short term loan	15	992,417,973	646,622,338
Accrued and other current liabilities	16	628,120,863	638,565,579
Total liabilities		1,719,529,382	1,377,211,372
Total Equity and Liabilities		6,583,842,784	5,882,731,801
Net assets value per share (NAVPS)		56.91	65.89

The annexed notes 1 to 34 and schedule-A form an integral part of these financial statements.

Sd/-
ChairmanSd/-
DirectorSd/-
Company Secretary

Signed in terms of our separate report of even date.

Dated : Dhaka
November 25, 2013Sd/-
RAHMAN MOSTAFA ALAM & CO.
Chartered Accountants

Aftab Automobiles Limited
Statement of Comprehensive Income
For the year ended August 31, 2013

Particulars	Notes	Year ended 31/8/13	Year ended 31/8/12
		BD Taka	BD Taka
Revenue	17	1,989,267,641	2,541,222,318
Cost of goods sold	18	1,562,069,965	2,097,115,507
Gross profit		427,197,676	444,106,811
Operating expenses:		150,224,658	125,366,632
Administrative expenses	19	52,003,979	50,013,062
Selling and distribution expenses	20	21,240,470	19,508,421
Financial charges	21	76,980,209	55,845,149
Operating Profit		276,973,018	318,740,179
Non-operating income	22	95,438,727	84,736,697
Profit before contribution to WPPF		372,411,745	403,476,876
Contribution to WPPF		13,189,191	15,178,105
Net profit before tax		359,222,554	388,298,771
Income tax Expenses :	23	88,907,582	96,103,946
Current tax		85,410,896	91,835,081
Deferred tax		3,496,686	4,268,865
Net profit after tax		270,314,972	292,194,825
Other comprehensive income:			
Add : Share of profit from subsidiaries		74,252,673	71,087,164
		344,567,645	363,281,989
Add : Share of profit from associate company	14 & 2.8(b)	13,881,618	3,373,357
Add : Revaluation Gain/(Loss) on investment in share	14 & 2.8(b)	343,710	5,343,441
Total comprehensive income for the year		358,792,973	371,998,787
Earnings per share (Operating)	24	3.16	3.42

The annexed notes 1 to 34 and schedule-A form an integral part of these financial statements.

Sd/-
Chairman

Sd/-
Director

Sd/-
Company Secretary

Signed in terms of our separate report of even date.

Dated : Dhaka
November 25, 2013

Sd/-
RAHMAN MOSTAFA ALAM & CO.
Chartered Accountants

Aftab Automobiles Limited**Statement of Cash Flows**

For the year ended August 31, 2013

	Year ended 31/8/13	Year ended 31/8/12
	BD Taka	BD Taka
A. Cash flows from operating activities		
Receipts from customers	1,686,513,246	2,487,596,938
Receipts as other income	95,438,727	84,736,697
Inter company payments	147,914,628	(115,043,860)
Payments to suppliers and employees	(1,703,816,903)	(2,229,946,214)
Cash generated from operations	226,049,698	227,343,561
Income tax paid	(80,227,764)	(99,016,453)
Net cash generated by operating activities	145,821,934	128,327,108
B. Cash flows from investing activities		
Acquisition of property, plant & equipment	(9,611,068)	(1,082,750)
Deposit given	(312,297,772)	
Capital work in progress	(34,147,780)	-
Net cash used investing activities	(356,056,620)	(1,082,750)
C. Cash flows from financing activities		
Receive of bank loan	345,795,635	107,091,796
Bank interest paid	(91,412,679)	(55,845,149)
Dividend paid		(113,967,170)
Net cash provided by financing activities	(177,764,383)	(177,764,383)
D. Net changes in cash & cash equivalents for the year (A+B+C)	44,148,270	64,523,835
E. Cash & cash equivalents at beginning of the year	840,035,003	775,511,168
F. Cash & cash equivalents at end of the year (D+E)	884,183,273	840,035,003
Net operating cash flows per share (NOCFPS)	1.71	1.50

Sd/-
ChairmanSd/-
DirectorSd/-
Company Secretary

Aftab Automobiles Limited**Statement of Changes in Equity**

For the year ended August 31, 2013

Particulars	Share capital	Share premium	Reserves	Retained earnings	Total
	BD Taka	BD Taka	BD Taka	BD Taka	BD Taka
Balance at September 01, 2011	569,835,850	1,925,858,339	67,338,231	1,684,456,392	4,247,488,812
Issue of bonus shares	113,967,170	-	-	(113,967,170)	-
Cash dividend on ordinary shares	-	-	-	(113,967,170)	(113,967,170)
Total comprehensive income for the year	-	-	-	371,998,787	371,998,787
Balance as at August 31, 2012	683,803,020	1,925,858,339	67,338,231	1,828,520,839	4,505,520,429
Balance as on September 01, 2012	683,803,020	1,925,858,339	67,338,231	1,828,520,839	4,505,520,429
Issue of bonus shares	170,950,750	-	-	(170,950,750)	-
Total comprehensive income for the year	-	-	-	358,792,973	358,792,973
Balance as at August 31, 2013	854,753,770	1,925,858,339	67,338,231	2,016,363,062	4,864,313,402

Sd/-
ChairmanSd/-
DirectorSd/-
Company Secretary

Aftab Automobiles Limited

Accounting Policies and Explanatory notes to the financial statements

As at and for the year ended August 31, 2013

1. Corporate Information and Mode of Business

1.1 Corporate Information

Aftab Automobiles Limited (the "company"), was incorporated in Bangladesh in 1967 as a Private Limited Company. In 1981 the company registered itself as a Public Limited Company which is one of the largest automobile assembling plants in the private sector. The Registered Office of the Company is located at 125/A, Motijheel Commercial Area, Dhaka-1000. The Company was listed with Dhaka Stock Exchange Limited and Chittagong Stock Exchange Limited in the year 1987 and 1996 respectively.

1.2 Mode of Business

The principal activities of the Company throughout the period were assembling of Toyota Land Cruiser soft top / Pick-up, Land Cruiser Prado, Hino Bus, Hino Mini Bus / Truck Chassis with a production Capacity of 2400 units of vehicles in 3 shifts in Assembling Unit. The company has recently setup a Motor cycle unit with a capacity of 10000 units of Motor cycle per year. Sales of Motor cycle shall be start in the year 2013-2014. The Company has three subsidiary companies namely Navana Batteries Ltd, Navana Furniture Ltd. and Navana Paints Ltd. that produce and market Batteries, Furniture and Paints respectively .

2. Significant Accounting Policies and basis of preparation of the financial statements

2.1 Statement of Compliance

The financial statements have been prepared in accordance with Bangladesh Accounting Standards (BAS) and Bangladesh Financial Reporting Standards (BFRS) and as per requirements of the Companies Act 1994, The Securities and Exchange Rules 1987, and other applicable laws and regulations.

2.2 Basis of Preparation

The financial statements of the company have been prepared assuming going concern basis based on the accrual basis of accounting following under the historical cost convention.

2.3 Basis of Reporting

The financial statements are prepared and presented for external users by the company in accordance with identified financial reporting framework. Presentation has been made in compliance with the requirement of BAS 1- "Presentation of Financial Statements".

2.4 Reporting Period

These financial statements cover one accounting year from September 1, 2012 to August 31, 2013.

2.5 Regulatory and Legal Compliance

The company complied with the requirements of the following regulatory and legal authorities:

- i) The Companies Act, 1994;
- ii) The Securities and Exchange Rules, 1987;
- iii) The Securities and Exchange Ordinance, 1969;
- iv) The Income Tax Ordinance, 1984,
- v) The Value Added Tax (VAT), 1991,

2.6 Functional and Presentation Currency

Financial statements are prepared in Bangladeshi Taka which is the company's functional currency.

notes to the financial statements

2.7 Recognition of Property, Plant and Equipment

These are capitalized at cost of acquisition and subsequently stated at original cost minus accumulated depreciation and accumulated impairment losses, if any, in compliance with the relevant accounting standard (BAS-16). The cost of the Assets is inclusive of cost paid to the vendors along with all incidental expenses to install or construct the same assets for its intended use. Expenditure incurred after the assets have been put in to operation, such as repairs and maintenance is normally charged off as revenue expenditure in the period in which it is incurred.

On retirement or otherwise disposed off, the cost and accumulated depreciation are eliminated and any gain or loss on such disposal is reflected in the Profit and Loss Account which is determined with reference to net book value of the assets and net sale proceeds.

No revaluation of fixed assets has been made by the Company.

Depreciation

No depreciation has been charged on Land and Land Development considering the unlimited useful life. In respect of all other assets, the quantum of annual depreciation charge is calculated over their estimated useful lives using the diminishing balance method of depreciation. All the assets acquired or disposed off during the period have been depreciated for the period of its use. The rate at which the assets are depreciated per annum depended on the nature and estimated useful life of each assets are consistently applied since the inception of the company which are given below :

<u>Name of the Assets</u>	<u>Rate of Dep. (%)</u>
Land and land development	Nil
Building	2.5
Shades	20
Plant & Machinery	10
Tools & Equipments	20
Office Equipments	10
Furniture & Fixtures	10
Transport Vehicles	20

The whole amount of depreciation has been charged off partly to cost of sales and partly as expense in consistent with practice followed in the earlier years.

2.8 Financial Instruments and Derivatives

a) Investment in Shares

Investment in Shares are valued at fair market value.

b) Investment in associates

Investment in associates has been disclosed as per BAS-28 Investment in Associates.

C) Derivatives

The company is not a party to any derivative contract at the balance sheet date, such as forward exchange contract, currency swap agreement or interest rate option contract to hedge currency exposure related to import of raw materials and others or principal and interest obligations of foreign currency loans.

2.9 Inventories

In compliance with the requirements with BAS 2 "Inventories" Raw materials and stores are valued at the lower of average cost and the net realizable value. Stock of finished vehicles, Bus body building unit are valued at cost which is determined by taking into consideration the value of raw materials and production overhead. Cost comprises expenditure incurred in the normal course of business in bringing such inventories to present condition and includes wherever applicable appropriate overheads based on normal level of activity.

No provision has been made for slow moving & obsolete stocks during the financial year.

notes to the financial statements

2.10 Cash and Cash Equivalent

Cash and Cash Equivalents includes cash in hand, cash at banks, which are held and available for use by the company without any restriction and having maturity dates of three months or less from the respective date of deposit. There is insignificant risk of change in value of same.

2.11 Taxation

Current Tax

Current tax is the expected tax payable on the taxable income for the year, using tax rates enacted or substantially enacted at the reporting date, and any adjustment to tax payable in respect of previous years. The applicable tax rate for the company is 27.50% as the company qualifies as a "publicly traded company" it is entitled to a 10% rebate if dividend declared is more than 20% of the paid up capital. Provision for taxation has been made on the basis of the Finance Act 2012.

Deferred Tax

Deferred tax is recognized liabilities in accordance with BAS 12 "Income Tax "on differences between the carrying amounts of assets and liabilities in the financial statements and the corresponding tax bases used in the computation of taxable profit, and are accounted for using the balance sheet liability method. Deferred tax liabilities are generally recognized for all taxable temporary differences and deferred tax assets are recognized to the extent that it is probable that the taxable profits will be available against which deductible temporary differences, unused tax losses or unused tax credits can be utilized.

2.12 Borrowing Costs

In compliance with the requirements of BAS 23 "Borrowing Costs" borrowing costs directly attributable to the acquisition, construction or production of qualifying assets, which are assets that necessarily take a substantial period of time to get ready for their intended use or sale, are added to the cost of those assets, until such time as the assets are substantially ready for their intended use or sale.

Borrowing costs are recognized as expenses in the period in which they incurred and capitalized the same that incurred before commencement of commercial operation.

2.13 Revenue Recognition

In compliance with the requirements of BAS 18 "Revenue", revenue is recognized to the extent that it is probable that the economic benefits will flow to the entity and the revenue can be reliably measured. Revenue is measured at the fair value of the consideration received or receivable excluding Vat, discounts, commission, rebates, and other sales taxes where applicable.

Revenue from the sale of goods is recognized when the following conditions are satisfied:

- i) the enterprise has transferred to the buyer the significant risk and rewards of ownership of the goods;
- ii) the enterprise retains neither continuing managerial involvement to the degree usually associated with ownership nor effective control over the goods sold;
- iii) the amounts of revenue can be measured reliably;
- iv) it is probable that the economic benefits associated with the transaction will flow to the enterprise; and
- v) the costs incurred or to be incurred in respect of the transaction can be measured reliably.

notes to the financial statements

2.14 Provident Fund Scheme

The company operates a Contributory Provident Fund Scheme for its permanent employees. The company's contribution to the fund is charged off as revenue expenditure during the year to which the contribution relates. The fund is operated by a Board of Trustees consisting 5 (Five) members. All confirmed employees of the company are contributing 10% of their basic salary as subscription to the fund. The company also contributes equal amount of the employees' contribution. Interest earned from the investments is credited to the members account on yearly basis.

Gratuity Scheme

The company operates an unfunded gratuity scheme, provision in respect of which is made annually for the company's permanent eligible employees as per BAS-19, "Employee Benefits".

Group Term Insurance Scheme

The company has Group Term Insurance Scheme for its permanent employees and the provision for premium of the same is made annually.

2.15 Cash Flows Statement

Statement of cash flows is prepared principally in accordance with BAS 7 "Cash Flow Statements" and cash flows from operating activities have been presented under direct method as required by the Securities and Exchange Rules, 1987.

2.16 Provisions

The preparation of the financial statements in conformity with the Bangladesh Accounting Standards BAS 37 "Provision, Contingent Liabilities and Contingent Assets" requires management to make estimates and assumptions that affect of the reported amounts of revenue and expenses, assets and liabilities and the disclosure requirements for contingent assets and liabilities at the date of the financial statements.

In accordance with the guidelines as prescribed by BAS 37, provisions were recognized in the following situations:

- i) when the company has a present obligation as a result of past event;
- ii) when it is probable that an outflow of resources embodying economic benefits will be required to settle the obligation; and
- iii) reliable estimates can be made of the amount of obligation.

The provisions have been made in the accounts at an appropriate level with regard to an adequate risks and uncertainties. An amount recorded as a provision represents the best estimate of the probable expenditure required to fulfill the current obligation on the balance sheet date.

2.17 Liabilities for Expenses

While the provision for certain standing charges and known liabilities is made at the balance sheet date based on estimate, the difference arising there from on receipts of bills/ demands and/ or actual payments is adjusted in the subsequent year when such liabilities are settled.

2.18 Earnings Per Share

Basic Earnings Per Share

The company calculates Earning Per Share (EPS) in accordance with BAS 33. Basic earnings per share have been calculated taking a capital base of 85,475,377 Ordinary shares of Tk. 10 each as on August 31, which is shown in the face of the Statement of Comprehensive Income and the computation of EPS is stated in note # 24.

Diluted Earnings Per Share

No diluted earnings per is required to be calculated for the year as there was no scope for dilution during the year under review.

2.19 Event after the Reporting Period

As per BAS- 10, Events after the reporting period are those events, favorable and unfavorable, that occur between the end of the reporting period and the date when the financial statements are authorized for issue. Two types of events can be identified:

- i) those that provide evidence of conditions that existed at the end of the reporting period (adjusting events after the reporting period); and
- ii) those that are indicative of conditions that arose after the reporting period (no adjusting events after the reporting period).

These financial statements were authorized for issued by the Board of Directors on November 25, 2013. No material event had occurred after the balance sheet date of issue of these financial statements, which could affect the values stated in the financial statement.

2.20 Workers Profit Participation Fund

Provision for Workers Profit Participation Fund (WPPF) and Worker Welfare Fund (WWF) has been made @ 5% on net profit as per provision of The Bangladesh Labour Law, 2006 and payable to workers as defined in the said law.

2.21 Financial Assets and Liabilities

Financial assets and liabilities are recognized on the balance sheet date when the entity has become a party to a contractual provision of the instruments.

i) Receivables

Trade receivables are stated their real value and consider good. No provision has been made for doubtful debts and no amount was written off as bad.

ii) Payable

Liabilities are recorded at the amount payable for settlement in respect of goods and services received by the company.

iii) Related party disclosure

As per BAS -24 parties are considered to be related if one of the parties has the ability to control the other party or exercise significant influence over the other party in making financial and operating decisions. The Company has carried out transactions in the ordinary course of business on an arm's length basis at commercial rates with related parties.

iv) Borrowings

Interest bearing bank loans and overdrafts are recorded at the proceeds received net of direct issue costs. Financial charges are accounted for on an accrual basis.

2.22 Foreign Currency Translation

Transactions in foreign currencies are translated into BDT at the rate of exchange ruling on date of transaction. Monetary assets and liabilities expressed in foreign currencies are translated into BDT at the rate of exchange ruling at the balance sheet date. Gain or losses resulting from foreign currency transitions are taken to the Statement of Comprehensive Income complying with BAS 21.

2.23 General

- i) Figures shown in the accounts have been rounded off to the nearest Bangladeshi Taka.
- ii) Comparative figures and account titles in the financial statements have been re-arranged/re-classified where necessary, to conform to changes in presentation in the current year.

Schedule- A

Aftab Automobiles Limited

3. Property, plant and equipment, net

Aftab Automobiles Ltd	Cost			Rate of Dep.	Depreciation			Carrying amount	
	As at 01.09.2012	Add./ (Adj.) Dur. the year	As at 31.08.2013		As at 01.09.2012	Charged during the year	Adj. during the year	As at 31.08.2013	As at 31.08.2012
Land & Land Development	133,409,387	2,234,163	135,643,550	-	-	-	-	135,643,550	133,409,387
Building	112,825,582	10,563,750	123,389,332	2.5%	22,718,584	2,384,722	-	25,103,306	98,286,026
Shades	5,665,715	-	5,665,715	20%	2,479,851	637,173	-	3,117,024	2,548,691
Plant & Machinery	204,163,658	24,314,092	228,477,750	10%	78,218,166	13,756,004	-	91,974,170	136,503,580
Tools & Equipments	15,942,680	3,277,110	19,219,790	20%	8,672,229	1,779,663	-	10,451,892	8,767,898
Office Equipment	11,864,048	4,533,302	16,397,350	10%	3,976,888	889,337	-	4,866,225	11,531,126
Furniture & Fixture	7,011,921	3,044,981	10,056,902	10%	2,371,286	501,059	-	2,872,345	7,184,058
Transport Vehicles	31,280,415	7,834,157	39,114,572	20%	18,121,170	2,832,636	-	20,953,806	18,160,766
Total	522,163,406	55,801,555	577,964,961		136,558,673	22,780,593	-	159,339,267	418,625,695
									384,714,781

Depreciation charged to :	Taka
Cost of goods sold	18,224,475
Profit & Loss Account (Admin)	4,556,118
T O T A L	22,780,593

Schedule- A

Aftab Automobiles Limited and its Subsidiaries

3 (a). Property, plant and equipment, net

Consolidated	Cost			Rate of Dep.	Depreciation			Carrying amount	
	As at 01.09.2012	Add./ (Adj.) Dur. the year	As at 31.08.2013		As at 01.09.2012	Charged during the year	Adj. during the year	As at 31.08.2013	As at 31.08.2012
Land & Land Development	232,469,262	4,801,593	237,270,855	-	-	-	-	237,270,855	232,469,262
Building	292,155,275	34,491,879	326,647,155	2.5%	42,049,719	6,683,787	-	48,733,510	277,913,645
Shades	5,665,715	-	5,665,715	20%	2,479,852	637,173	-	3,117,024	2,548,691
Plant & Machinery	525,122,066	75,555,564	600,677,630	10%	177,889,488	38,446,786	-	216,336,279	384,341,351
Tools & Equipments	80,100,107	11,300,809	91,400,916	20%	42,355,857	8,676,793	-	51,032,649	40,368,267
Office Equipment	52,729,032	30,831,539	83,560,571	10%	18,116,207	3,876,515	-	21,995,728	41,564,843
Furniture & Fixture	32,416,318	14,948,357	47,364,675	10%	9,803,085	2,893,537	-	12,696,623	34,668,052
Transport Vehicles	87,104,216	19,756,308	106,860,524	20%	48,676,152	9,250,608	-	57,926,760	49,790,725
Electrical line installation	10,419,424	5,582,739	16,002,163	10%	2,316,155	2,053,328	-	4,369,483	11,637,680
Gas line installation	-	7,575,281	7,575,281	10%	-	378,764	-	378,764	7,196,517
Total	1,318,181,416	184,843,069	1,503,024,485		343,686,516	72,897,289	-	415,723,859	1,087,300,626
									974,454,894

notes to the financial statements

aftab automobiles limited

	31/8/13	31/8/12
	BD Taka	BD Taka
3 Property, plant and equipment, net		
Land & Land Development	135,643,550	133,409,387
Building	98,286,026	90,107,000
Shades	2,548,691	3,185,863
Plant & Machinery	136,503,580	125,945,496
Tools & Equipments	8,767,898	7,270,451
Office Equipment	11,531,126	7,860,161
Furniture & Fixture	7,184,058	4,640,138
Transport Vehicles	18,160,766	12,296,285
	418,625,695	384,714,781
3 (a) Consolidated property, plant and equipment, net		
Land & Land Development	237,270,855	232,469,262
Building	277,913,645	250,105,555
Shades	2,548,691	3,185,863
Plant & Machinery	384,341,351	347,232,578
Tools & Equipments	40,368,267	37,744,250
Office Equipment	41,564,843	34,582,821
Furniture & Fixture	34,668,052	22,613,233
Transport Vehicles	49,790,725	38,428,064
Electrical line installation	11,637,680	8,103,269
Gas line installation	7,196,517	-
	1,087,300,626	974,464,894
4 Capital work in progress		
Opening balance	72,036,300	98,936,300
Addition during the year	34,147,780	
	106,184,080	98,936,300
Less: transfer to property, plant & equipment	45,963,520	26,900,000
Closing balance	60,220,560	72,036,300
Capital work in progress represents Land and Land Development , civil constructions, Plant and Machinery for BMRE Assembling unit and Body building unit		
4 (a) Consolidated capital work in progress		
Opening balance	241,264,775	280,952,372
Addition during the year	206,359,128	29,890,381
	447,623,903	310,842,753
Less: transfer to property, plant & equipment	174,266,954	69,577,978
Closing balance	273,356,949	241,264,775
5 Investments		
Investment in subsidiaries (Note: 5.1)	856,915,522	782,662,849
Investment in shares (Note: 5.2)	6,148,590	5,804,880
Investment in associate (Note : 5.3)	243,241,217	229,359,599
	1,106,305,329	1,017,827,328

notes to the financial statements

aftab automobiles limited

	31/8/13	31/8/12
	BD Taka	BD Taka
5.1 Investment in subsidiaries		
Navana Batteries Limited	422,280,009	360,401,313
Navana Furniture Limited	313,557,972	305,116,301
Navana Paints Limited	121,077,541	117,145,235
	856,915,522	782,662,849
5.2 Investment in shares		
Opening Balance	5,804,880	-
Share purchase of Navana CNG Cost price	461,439	461,439
Revaluation Gain/(Loss) on investment in share	343,710	5,343,441
	6,610,029	5,804,880
Less: Shares sale during the year	-	-
Closing Balance	6,953,739	5,804,880
5.3 Investment in associate		
The details are stated below :		
Share Invest of NREL at cost	20,000,000	20,000,000
Share of equity from associate		
Opening Balance	209,359,599	204,876,732
Add: Share of equity from associate	13,881,618	4,482,867
Add: Bonus Share from associate	-	-
Closing Balance	223,241,217	209,359,599
Total Investment in associate	243,241,217	229,359,599
5 (a) Consolidated investments		
Investment in shares of Navana CNG Ltd at cost (Note: 5 (a) 1)	5,804,880	461,439
Increment of market value shares	343,710	5,343,441
	6,148,590	5,804,880
Details of investment in shares:		
5 (a) 1 Acquisition of shares of Navana CNG Ltd.	461,439	461,439
Less: shares sale during the year	-	-
	461,439	461,439
Opening Balance	76,380	67,000
Number of bonus shares received during the year	11,457	9,380
Total number of shares	87,837	76,380
Less: sales during the year	-	-
Balance of shares	87,837	76,380
5 (a) 2 Acquisition of shares of Navana Real Estate Ltd.	20,000,000	20,000,000
Less: shares sale during the year	-	-
	20,000,000	20,000,000
Opening Balance	6,000,000	6,000,000
Number of shares purchased	-	-
Number of bonus shares received during the year	-	-
Total number of shares	6,000,000	6,000,000

notes to the financial statements

aftab automobiles limited

	31/8/13	31/8/12
	BD Taka	BD Taka
6 Stock and stores		
Finished products	456,316,791	455,367,200
Work-in-process	35,052,200	13,812,460
Raw materials	197,384,640	123,336,003
Stores and spares	2,552,723	2,165,720
Goods in transit	122,203,558	133,968,221
	813,509,912	728,649,604
Value of Stock of Finished product & Raw materials inclusive of -120- units Hino bus ,10 units RM2 Bus and -6- units Hino Mini Bus chassis .		
6 (a) Consolidated stock and stores		
Finished products	551,039,443	574,166,709
Work-in-process	173,759,900	149,613,874
Raw materials	321,646,225	206,788,943
Stores and spares	2,552,723	2,165,720
Goods in transit	237,939,599	193,213,416
	1,286,937,890	1,125,948,662
7 Trade debtors		
Below six months	1,113,442,284	916,963,529
Over six months	280,136,390	173,860,750
	1,393,578,674	1,090,824,279
Trade Debtors are considered good and as such ,no provision has been made in the accounts for doubtful debts. The Company holds no security other than debtors' personal security in the form of work orders.		
7 (a) Consolidated trade debtors		
Below six months	1,416,243,830	1,185,998,250
Over six months	364,941,344	277,201,003
	1,781,185,174	1,463,199,253
8 Income tax deducted at source		
Opening balance	212,196,233	186,248,672
Addition during the year	80,227,764	99,016,453
	292,423,996	285,265,125
Adjustment made during the year	-	73,068,892
	292,423,996	212,196,233

The above amount was deducted at the import point as well as from the bills in different times at delivery point.

notes to the financial statements

aftab automobiles limited

	31/8/13	31/8/12
	BD Taka	BD Taka
8 (a) Consolidated Income tax deducted at source		
Opening balance	282,573,527	235,736,796
Addition during the year	106,764,345	119,905,623
	389,337,871	355,642,419
Adjustment made during the year	-	73,068,892
	389,337,871	282,573,527
9 Advances, deposits and prepayments		
Advance & Deposit to suppliers	801,362,284	888,475,164
Advance to employees	3,855,058	2,578,250
Deposits	350,202,462	37,904,690
	1,155,419,804	928,958,104
Advance paid to suppliers against work order and considered good. Advance to employees against expenses, salary releasable on production of documents and monthly salary respectively are considered good. Deposits consist of utility deposits, security money against tender and bank guarantee are considered good.		
9 (a) Consolidated advances, deposits and prepayments		
Advance to suppliers	1,080,827,223	1,162,462,851
Advance to employees	16,543,630	10,512,428
Deposits	444,321,892	96,927,709
	1,541,692,745	1,269,902,988
10 Cash & bank balances		
Cash in hand	3,984,752	4,694,245
Cash at bank	880,198,521	835,340,758
	884,183,273	840,035,003
10 (a) Consolidated cash & bank balances		
Cash in hand	7,469,716	7,569,050
Cash at bank	907,546,082	859,876,042
	915,015,798	867,445,092

	31/8/13	31/8/12
	BD Taka	BD Taka
11 Share capital		
Authorized capital:		
120,000,000 Ordinary shares of Tk. 10 each	1,200,000,000	1,200,000,000
180,000,000 Cum. redeemable preference shares of Tk. 10 each	1,800,000,000	1,800,000,000
	3,000,000,000	3,000,000,000
Ordinary Share capital:		
Issued, subscribed and paid up		
85,475,377 Ordinary shares of Tk. 10 each		
Sponsors	260,660,220	208,528,230
General Public	594,093,550	475,274,790
	854,753,770	683,803,020

The Position of Ordinary shareholders as on August 31, 2013 was as follows :

Type of investors	No. of investors	No. of shares	Holding % 2013	Holding % 2012
Sponsors	13	26,066,022	30.50%	30.50%
General public	576	18,815,947	22.01%	18.77%
Financial Institutions including ICB	45,294	40,593,408	47.49%	50.73%
Total	45,883	85,475,377	100.00%	100.00%

Type of investors	No. of investors	No. of shares	Total Holding %
Less than 500 To -	32998	4,858,319	5.68%
501 To 5,000	11577	16,866,171	19.73%
5,001 To 10,000	734	5,185,939	6.07%
10,001 To 20,000	305	4,281,923	5.01%
20,001 To 30,000	81	1,965,165	2.30%
30,001 To 40,000	39	1,336,812	1.56%
40,001 To 50,000	23	1,043,242	1.22%
50,001 To 100,000	57	3,996,137	4.68%
100,001 To 1,000,000	60	14,040,710	16.43%
1,000,001 To Above	9	31,900,959	37.32%
	45883	85,475,377	100%

12 Share premium. Tk 1,925,858,339		
Net Premium Up to 2006	250,191,730	250,191,730
Net Premium in 2010	1,675,666,609	1,675,666,609
	1,925,858,339	1,925,858,339

notes to the financial statements

aftab automobiles limited

	31/8/13	31/8/12
	BD Taka	BD Taka
13 Reserves		
Tax holiday reserve	12,338,231	12,338,231
Dividend equalisation fund	4,000,000	4,000,000
General reserve	51,000,000	51,000,000
	67,338,231	67,338,231
14 Retained earnings		
Opening Balance	1,828,520,839	1,684,456,391
Add : Profit for the year	270,314,972	292,194,826
Add : Profit from associate	13,881,618	3,373,357
Revaluation Gain/(Loss) on investment in share	343,710	5,343,441
Add : Other comprehensive income	74,252,673	71,087,164
	2,187,313,812	2,056,455,179
Payments of cash dividend on ordinary shares	-	(113,967,170)
Issue of bonus shares	(170,950,750)	(113,967,170)
Closing balance	2,016,363,062	1,828,520,839
14 (a) Consolidated retained earnings		
Opening Balance	1,828,520,839	1,684,456,391
Add : Other comprehensive income	14,225,328	8,716,798
Total comprehensive income for the year	344,567,645	363,281,990
	2,187,313,812	2,056,455,179
Payments of cash dividend on ordinary shares	-	(113,967,170)
Issue of bonus shares	(170,950,750)	(113,967,170)
Closing balance	2,016,363,062	1,828,520,839
15 Short-term loan		
Bank Asia Ltd.	395,986,265	186,571,132
Standard Bank Ltd CC AC	38,182,556	-
Agrani Bank Ltd.(FDL AC)	-	38,835,808
Mutual Trust Bank Ltd. (LTR AC)	-	43,722,832
NCC Bank Ltd CC AC	53,576,803	-
Agrani Bank Ltd.	299,928,042	333,844,682
Dhaka Bank Ltd.	46,369,248	43,647,884
Mercantile Bank	158,375,059	-
	992,417,973	646,622,338
15 (a) Consolidated short-term loan		
Bank Asia Ltd.	395,986,265	194,086,836
Standard Bank Ltd CC AC	53,107,500	10,900,724
Agrani Bank Ltd.(FDL AC)	-	38,835,808
Mutual Trust Bank Ltd. (LTR AC)	-	43,722,832
NCC Bank Ltd CC AC	53,576,803	26,244,292
Agrani Bank Ltd.	299,928,042	333,844,682
Dhaka Bank Ltd.	46,369,248	43,647,884
Mercantile Bank	163,229,768	37,729,324
Rupali Bank Ltd	447,200,000	-
National Bank Ltd. CC loan	201,197,125	-
Al-Arafah Islami Bank Ltd.	-	10,434,567
Shahjalal Islami bank ltd	2,529,766	2,529,766
Pubali Bank ltd	812,468	6,878,541
Krishi Bank	-	206,539,611
Prime Finance & Invest. Ltd	5,951,350	9,303,063
Gsp finance	1,788,525	-
National Bank Ltd. (LTR)	19,308,359	16,476,528
National Finance Ltd.	857,490	13,724,131
Uttara Finance	151,651	208,034
Others	-	1,554,867
	1,691,994,360	996,661,490

notes to the financial statements

aftab automobiles limited

	31/8/13	31/8/12
	BD Taka	BD Taka
16 Accrued and other current liabilities		
For goods supplied	151,312,835	239,411,771
For expenses	42,709,338	81,649,989
For Income tax	263,161,966	175,917,110
For gratuity	27,326,140	23,326,140
For Workers' P.P.F. and W.F.	32,658,104	20,370,679
Unclaimed dividend	17,717,428	17,737,112
For other finance	93,235,052	80,152,778
	628,120,863	638,565,579
16 (a) Consolidated accrued and other current liabilities		
For goods supplied	245,340,181	336,498,529
For expenses	69,854,752	99,043,884
For Income tax	337,832,914	241,989,841
For gratuity	27,326,140	23,326,140
For Workers' P.P.F. and W.F.	38,870,476	25,631,168
Unclaimed dividend	17,717,428	17,737,112
For other finance	129,212,211	119,008,448
Advance against Sale	2,256,443	2,057,097
	868,410,545	865,292,219
17 Revenues (Net Sales)		
Automobiles assembling unit	1,706,676,965	2,222,717,095
Body building unit	282,590,676	318,505,223
	1,989,267,641	2,541,222,318
The quantity of sales during the year are Hino Bus chassis -237- units,Hino Mini Bus chassis- 2 - units & RM2 AC Bus-12.		
The quantity of sales during the year are -104 - units Hino Bus body,-11- units HINO RM2 AC bus body, ,-30- units HINO AC bus body and 4 units Mini bus body.		
17 (a) Consolidated revenues		
Aftab Automobiles Limited	1,989,267,641	2,541,222,318
Navana Batteries Limited	890,536,266	668,159,995
Navana Furniture Limited	392,307,287	426,319,150
Navana Paints Limited	60,058,730	99,515,552
	3,332,169,924	3,735,217,015
18 Cost of goods sold		
Opening stock of direct raw materials	123,336,003	75,017,933
Purchases of direct raw material	1,551,001,897	2,118,562,159
Direct raw materials available for consumption	1,674,337,900	2,193,580,092
Closing stock of direct raw materials	223,909,920	123,336,003
Raw materials cosumed	1,450,427,980	2,070,244,089
Add : Opening wip	13,812,460	14,039,433
	1,464,240,440	2,084,283,522
Less : Closing wip	4,922,027	13,812,460
	1,459,318,413	2,070,471,062
Indirect materials	33,204,400	20,850,974
Total consumption	1,492,522,813	2,091,322,036
Factory overhead	65,574,716	74,837,371
Cost of production	1,558,097,529	2,166,159,407
Finished products (opening)	455,367,200	386,323,300
	2,013,464,729	2,552,482,707
Finished products (closing)	451,394,764	455,367,200
	1,562,069,965	2,097,115,507

	31/8/13	31/8/12
	BD Taka	BD Taka
18.1 Factory overhead		
Salary and allowances	11,931,307	11,386,504
Wages	15,179,242	19,267,416
Contribution to P.F.	450,707	349,106
Overtime	2,902,520	5,741,902
Bonus	2,246,659	3,082,927
Leave pay	346,353	376,476
Gratuity	100,000	243,717
Liveries and Uniform	92,195	59,865
Telephone,Fax, Mobile	393,230	92,885
Fuel and Lubricants	1,557,142	2,523,684
Travelling and Conveyance	337,213	783,962
Entertainment	1,158,774	1,553,265
Office Expenses	213,801	273,775
Maintenance expenses	830,962	2,455,759
Electric Expenses	4,652,938	3,577,944
Duty and Allowance	25,250	46,856
Canteen Subsidies	147,250	132,560
Eid greeting	250,500	430,752
Rent Rates & Taxes	252,711	1,500,000
Insurance	2,412,171	2,263,700
Gas	28,734	79,736
Welfare expenses	890,320	320,300
Carrying & handling	29,481	570,300
Papers & periodical	-	6,932
General charges	618,916	150,746
Repairs and maintenance (vehicle)	130,743	-
Printing & Stationary	171,122	232,860
Depreciation	18,224,475	17,333,443
	65,574,716	74,837,371
The number of employees received annual salary and wages above Tk. 36,000 during the year are 162.		
18 (a) Consolidated cost of goods sold		
Opening stock of direct raw materials	206,788,943	235,546,305
Purchases of direct raw material	2,445,626,106	2,812,144,178
Direct raw materials available for consumption	2,652,415,048	3,047,690,483
Closing stock of direct raw materials	348,171,505	206,788,943
Raw materials cosumed	2,304,243,543	2,840,901,540
Add : Opening wip	149,613,874	105,333,466
	2,453,857,418	2,946,235,006
Less : Closing wip	138,707,700	149,613,874
	2,315,149,718	2,796,621,132
Indirect materials	64,525,148	50,055,288
Total consumption	2,379,674,866	2,846,676,420
Factory overhead	184,261,257	188,970,505
Cost of production	2,563,936,123	3,035,646,925
Finished products (opening)	574,166,709	498,525,846
	3,138,102,832	3,534,172,771
Finished products (closing)	551,039,443	574,166,709
	2,587,063,389	2,960,006,062

notes to the financial statements

aftab automobiles limited

	31/8/13	31/8/12
	BD Taka	BD Taka
18 (a .1) Factory overhead		
Salary and allowances	25,749,147	30,020,331
Wages	22,118,595	26,871,847
Contribution to P.F.	1,275,917	1,153,990
Overtime	5,009,594	8,346,579
Bonus	6,364,380	7,865,914
Leave pay	580,017	503,344
Gratuity	3,116,749	1,297,835
Liveries and Uniform	582,019	450,584
Telephone,Fax, Mobile	908,289	654,131
Fuel and Lubricants	4,649,716	6,668,699
Travelling and Conveyance	829,264	1,518,577
Entertainment	1,753,890	2,504,891
Office Expenses	247,104	1,086,660
Maintenance expenses	2,098,660	6,580,567
Electric Expenses	29,815,660	18,888,279
Duty and Allowance	25,250	206,446
Canteen Subsidies	2,236,129	2,228,401
Eid greeting	322,745	1,088,915
Rent Rates & Taxes	442,711	1,662,012
Insurance	4,812,171	3,663,700
Gas	1,818,033	1,677,657
Welfare expenses	1,188,547	609,086
Carrying & handling	1,769,016	2,660,289
Papers & periodical	32,351	12,132
General charges	1,038,930	633,620
Repairs and maintenance (vehicle)	791,367	978,668
Security Exps	1,387,196	1,295,723
Chemicals	1,126,961	1,383,591
Store & Spare	1,557,320	1,215,923
Foreign Technician Remuneration	2,500,000	2,500,000
Printing & Stationary	558,599	1,159,698
Depreciation	57,554,930	51,582,416
	184,261,257	188,970,505

	31/8/13	31/8/12
	BD Taka	BD Taka
19 Administrative expenses		
Salary and allowances	18,798,397	16,957,068
Wages	3,363,782	2,350,430
Cont. to C.P.F.	720,950	659,897
Bonus	2,691,663	2,221,375
Overtime	587,950	1,581,007
Welfare expenses	26,008	14,151
Medical Expenses	65,271	52,200
Gratuity	4,000,000	2,068,824
Leave pay	407,762	640,154
Entertainment	656,265	575,899
AGM expenses.	2,210,860	2,718,216
TA and Conveyance	812,861	686,403
Travelling Exp - Foreign	575,770	520,484
Car maintenance	2,188,655	1,657,930
Stationery	472,640	650,643
Fees and Registration	2,566,393	1,886,835
Telephone	584,468	502,589
Electric expenses	315,000	315,000
Rent, rates and taxes	236,510	66,927
Insurance premium	208,308	225,373
Liveries and Uniform	20,680	9,915
Bank charges	665,485	1,391,434
Bank Guarantee & Charge documents	704,744	1,741,097
Audit fees	90,000	70,000
Duty allowance	195,730	205,785
Paper and periodicals	17,900	19,565
Postage and telegram	151,688	379,854
Night allowances	53,400	13,000
Advertisement and Publicity	5,200	80,200
Directors fee	175,000	37,500
Office maintenance	19,937	81,781
Maintenance expenses	154,420	297,410
General Expenses	95,926	178,842
WASA Bill	11,182	7,668
Bond Establishment	-	53,922
Carrying & Handling	280,720	420,698
Gas	43,669	69,644
CDBL Fee	959,756	307,011
Canteen Subsidy	310,000	37,916
Security Exps	41,000	25,000
Donation	28,000	398,282
Promotion Exp.	433,909	2,001,773
Maintenance Exps for DGDP	1,500,000	1,500,000
Depreciation	4,556,118	4,333,361
	52,003,978	50,013,062

The number of employees received annual salary and allowances above Tk. 36,000 during the year are 87.

	31/8/13	31/8/12
	BD Taka	BD Taka
19 (a) Consolidated administrative expenses		
Salary and allowances	29,689,967	28,765,371
Wages	3,363,782	2,350,430
Cont. to C.P.F.	720,950	659,897
Bonus	3,656,592	3,218,966
Overtime	1,234,400	2,569,654
Welfare expenses	255,692	1,208,817
Medical Expenses	65,271	52,200
Gratuity	4,295,000	4,006,935
Leave pay	454,512	727,024
Entertainment	1,575,483	1,153,242
AGM expenses.	2,210,860	2,718,216
TA and Conveyance	1,319,034	1,222,337
Travelling Exp - Foreign	1,844,682	1,503,079
Car maintenance	3,207,264	3,581,986
Stationery	1,526,086	1,545,190
Fees and Registration	3,004,354	3,172,907
Telephone	917,974	1,052,475
Electric expenses	925,000	1,155,948
Rent, rates and taxes	485,145	344,657
Insurance premium	208,308	1,075,373
Liveries and Uniform	20,680	9,915
Bank charges	694,060	1,420,023
Bank Guarantee & Charge documents	704,744	1,747,859
Audit fees	165,000	145,000
Duty allowance	195,730	205,785
Paper and periodicals	185,294	31,657
Postage and telegram	155,643	381,499
Night allowances	53,400	13,000
Advertisement and Publicity	90,925	331,110
Directors fee	220,000	82,500
Office maintenance	589,877	542,466
Maintenance expenses	742,386	1,342,898
General Expenses	106,647	210,501
WASA Bill	38,432	32,788
Bond Establishment	-	53,922
Carrying & Handling	1,378,988	1,441,875
Gas	43,669	69,644
CDBL Fee	959,756	37,916
Canteen Subsidy	310,000	307,011
Security Exps	98,200	78,516
Donation	28,000	25,000
Promotion Exp.	433,909	680,782
Maintenance Exps for DGDP	1,500,000	1,500,000
Other expenses	58,400	2,485,498
ISO	611,500	534,258
Fuel & Lubricants	535,364	804,175
Depreciation	11,706,759	10,263,564
	82,587,720	86,863,866

notes to the financial statements

aftab automobiles limited

	31/8/13	31/8/12
	BD Taka	BD Taka
20 Selling and distribution expenses		
Salary & Allowance	435,827	425,233
Fuel & Lubricant	3,455,509	3,046,468
Transit Insurance	1,379,993	1,653,210
Promotional Exps	934,301	1,024,210
Trade fare Exp.	1,945,822	1,530,741
Training Exp.	2,275,352	1,530,150
Driving Charge	920,485	906,235
Toll Charge	356,452	343,402
Delivery Exps	2,360,509	2,394,750
Escorting	640,475	815,064
Recovery Dept. Exp.	5,415,579	5,263,720
Inspection	763,875	519,497
Others	356,291	55,742
	21,240,470	19,508,421
20 (a) Consolidated selling and distribution expenses		
Salary & Allowance	49,008,137	52,619,513
Fuel & Lubricant	6,022,193	5,959,191
Transit Insurance	1,379,993	7,166,420
Promotional Exps	2,762,614	2,610,533
Trade fare Exp.	3,730,982	3,580,657
Training Exp.	2,275,352	1,530,150
Driving Charge	920,485	906,235
Toll Charge	356,452	343,402
Delivery Exps	7,186,038	10,293,960
Escorting	640,475	815,064
Recovery Dept. Exp.	5,415,579	5,263,720
Inspection	763,875	519,497
Wages	3,862,472	3,009,203
Bonus	5,843,564	5,803,789
Leave pay	267,212	277,945
Welfare	82,320	77,980
P/F company's Contribution	1,331,274	919,736
Gratuity	830,000	421,617
Rent Rates & Taxes	11,109,019	13,013,996
Conveyance	3,534,331	6,658,434
Entertainment	1,464,446	2,671,374
Stationery	1,239,857	2,096,781
Telephone	2,165,069	2,881,661
Publicity Exp.	322,097	667,397
Fees & Registration	231,086	129,020
Maintenance	912,511	911,499
Car Maintenance	1,981,957	3,541,132
Electrical Expenses	4,163,523	3,885,763
Postage & Telegram	167,399	776,717
Papers & Periodicals	318,519	43,217
Bank Charges	194,873	231,948
Security Guard salary	1,306,734	608,893
Office Maintenance	1,084,065	2,017,884
Showroom Exps	2,781,274	2,975,170
Transportation Charges	1,056,361	2,675,339
Utility Bill (WASA)	332,078	426,731
Gift & Donation	337,963	104,113
Chemical & Packing exps	776,250	803,539
Dealer conference Exp.	3,198,000	2,117,544
Others	1,700,031	1,931,538
Depreciation	3,635,601	3,354,439
	136,692,061	156,642,741

notes to the financial statements

aftab automobiles limited

	31/8/13	31/8/12
	BD Taka	BD Taka
21 Financial charges		
Aftab Automobiles Ltd.	76,980,209	55,845,149
Assembling Unit	71,412,679	55,845,149
Body building Unit	5,567,530	-
	76,980,209	55,845,149
21 (a) Consolidated financial charges		
Aftab Automobiles Ltd.	76,980,209	55,845,149
Navana Batteries Ltd.	32,180,950	23,512,102
Navana Furniture Ltd.	27,610,509	30,162,420
Navana Paints Ltd.	6,757,277	5,042,017
	143,528,945	114,561,688
22 Non-operating income		
FDR Interest	95,438,727	84,736,697
Other Income	-	-
Profit on investment in shares	-	-
	95,438,727	84,736,697
23 Income tax expense		
Current tax	85,410,896	91,835,081
Deferred tax	3,496,686	4,268,865
	88,907,582	96,103,946
23(a) Consolidated Income tax expense		
Current tax		
Aftab Automobiles Ltd.	85,410,896	91,835,081
Navana Batteries Ltd	25,930,631	17,416,503
Navana Furniture Ltd	61,298	3,060,442
Navana Paints Ltd	22,792	2,110,271
	111,425,616	114,422,296
23(b) Deferred tax Liability		
Aftab Automobiles Ltd.	28,293,200	24,796,513
Associate Company	45,386,906	41,916,502
	73,680,106	66,713,015
24 Earnings per share (EPS)		
Total comprehensive income	270,314,972	292,194,827
Ordinary share(Paid Up capital)	85,475,378	85,475,378
Earnings per share (EPS)	3.16	3.42

	31/8/13	31/8/12
	BD Taka	BD Taka
24 (a) Consolidated earnings per share (EPS)		
The calculation of consolidated basic earnings per share at 31 August 2013 was based on the consolidated profit attributable to ordinary shareholders as follows:		
Share of equity from associate	13,881,618	3,373,357
Share of Profit from Subsidiaries	74,252,673	71,087,164
Revaluation Gain/(Loss) on investment in share	343,710	5,343,441
Total Operating Profit	344,567,645	363,281,991
Total Comprehensive Income for the year	358,449,263	366,655,348
EPS on Operating Income	4.03	4.25
Total EPS	4.03	4.25
No. shares (rest.)	85,475,377	85,475,377

25 Long Term Loan :

Long- term interest free loan from sponsors is carried forward since 1982

26 Claims against the Company :

There is no known claim against the Company.

27 Amount Due by Directors:

There is no advance in the name of directors or Associates undertaking of the company.

28 Amount paid to Directors:

The Directors have been paid only the meeting attendance fee during the year

29 General Nature of Credit Facilities:

There is no other Credit facility available to the Company other than the credit facilities shown in this account.

30 Contingent liability :

The Company has issued guarantee to the tune of Tk. 37.50 crores against sale of Aftab Assembled vehicles under lease finance of different parties.

31 Production Capacity :

The production capacity of the company is 2400 units Toyota & Hino vehicles in Assembling unit under three shifts and 360 units Hino buses in Body Building unit. Actual production for the year -424- units bus assembled in Assembling unit -174-units body fabrication in Body Building Unit.

32 Related Parties Disclosure:

As per agreement with Toyota Tsusho Corporation, Japan, all Assembled vehicles of Aftab Automobiles Ltd. are distributed through Navana Ltd.(distributor of Toyota & Hino Vehicles). During the year, the company sold vehicles worth Tk. 162.50 crore through Navana Ltd. No other transaction has been made with any other related party.

33 Event after the Reporting Period

Motor cycle unit of Aftab Automobiles Limited has started it's commercial operation and sold 100 units of Motor cycle upto October 2013.

The Board of Directors in the meeting held on 25 November 2013, recommended 12% stock dividend and 8% cash dividend for the shareholders whose name will be appeared in the shareholders' registers at the date of book closure which is subject to shareholders' approval at the forthcoming annual general meeting to be held on 23 December 2013.

"Except the fact stated above, no circumstances have arisen since the balance sheet date which would require adjustment or disclosure in the financial statements or notes thereto."

34 Payment / Perquisites to Directors and officers :

The aggregate amount paid / provided during the period in respect of " Directors " and " Officers " of the Company as defined in the Securities and Exchange Commission Rules 1987 are disclosed below :

	<u>Directors</u>	<u>Officers</u>
Board meeting attendance fee	175,000	-
Managerial remuneration	868,183	641,442
Gratuity	224,505	224,505
Company's contribution to P / F	86,818	64,144
Bonus	144,697	106,907
 Perquisites :		
Housing	737,956	545,226
Transport	173,637	128,288
Medical	52,091	38,487
Entertainment	182,318	134,703
Telephone	300,000	76,130
Others	15,500	40,500
	<u>2,960,705</u>	<u>2,000,331</u>

during the year under review :

- i) no compensation was allowed by the company to the Chief executive officer of the company who is also a Director.
- ii) the rate at which Directors have drawn Board meeting attendance fees @ Tk.5000/- per Director per meeting.
The total Board meeting attendance fee incurred during the year under review was Tk.1,75,500/- and
- iii) no amount of money was spent by the company for compensating any member of the board for special services rendered.

AUDITORS' REPORT**TO THE SHAREHOLDERS OF NAVANA BATTERIES LIMITED**

We have audited the accompanying financial statements of Navana Batteries Limited (The Company), which comprise the statement of Financial Position as at August 31, 2013, and the statement of Comprehensive Income, Statement of Cash Flows and statement of changes in equity for the year ended August 31, 2013 and a summary of significant accounting policies and other explanatory information disclosed in Notes 1 to 18 and schedule-A.

Management's Responsibility for the Financial Statements

Management of the company is responsible for the preparation and fair presentation of these financial statements in accordance with Bangladesh Financial Reporting Standards, and for such internal control as management determines is necessary to enable the preparation of financial statements that are free from material misstatement, whether due to fraud or error.

Auditors' Responsibility

Our responsibility is to express an opinion on these financial statements based on our audit. We conducted our audit in accordance with Bangladesh Standards on Auditing (BSA). Those standards require that we comply with ethical requirements and plan and perform the audit to obtain reasonable assurance about whether the financial statements are free from material misstatement.

An audit involves performing procedures to obtain audit evidence about the amounts and disclosures in the financial statements. The procedures selected depend on the auditors' judgment, the assessment of the risks of material misstatement of the financial statements, whether due to fraud or error. In making those risk assessments, the auditor considers internal control relevant to the company's preparation and fair presentation of the financial statements in order to design audit procedures that are appropriate in the circumstances, but not for the purpose of expressing an opinion on the effectiveness of the company's internal control. An audit also includes evaluating the appropriateness of accounting policies used and the reasonableness of accounting estimates made by management of the company, as well as evaluating the overall presentation of the financial statements.

We believe that the audit evidence we have obtained is sufficient and appropriate to provide a basis for our audit opinion.

Opinion:

In our opinion, the financial statements present fairly, in all material respects, the financial position of Navana Batteries Limited as at August 31, 2013, and its financial performance and its cash flows for the year then ended in accordance with BFRS and comply with the applicable sections of the Companies Act, 1994, the Securities & Exchange Rule, 1987 and other applicable laws and regulations.

We also report that:

- a) We have obtained all the information and explanations which to the best of our knowledge and belief were necessary for the purpose of our audit and made due verification thereof;
- b) In our opinion, proper books of account as required by law have been kept by the company so far as it appeared from our examination of those books;
- c) The company's Statements of Financial Position and the Statement of Comprehensive Income dealt with by the report are in agreement with the books of accounts ; and
- d) The expenditure incurred was for the purpose of the company's business.

Dated : Dhaka
November 10, 2013

Paramount Heights (7th Floor - D2)
65/2/1, Box-culvert Road
Purana Paltan, Dhaka.

Sd/-
RAHMAN MOSTAFA ALAM & CO.
Chartered Accountants

Navana Batteries Limited
Statement of Financial Position

As at August 31, 2013

Navana Batteries Limited

	Notes	31.08.2013 BD Taka	31.08.2012 BD Taka
Assets :			
Non-current assets :			
Property, plant and equipment, net	3	284,703,287	251,865,743
Capital work in progress	4	108,142,681	84,314,504
Total non-current assets :		392,845,968	336,180,247
Current assets :			
Stock and stores	5	231,647,518	139,403,486
Trade debtors	6	177,952,602	148,975,034
Income tax deducted at source	7	82,687,561	57,425,044
Advance, deposits and prepayments	8	167,464,669	147,897,878
Cash and bank balances	9	23,168,872	23,251,633
Total current assets :		682,921,222	516,953,075
Total Assets		1,075,767,190	853,133,322
Equity and Liabilities :			
Equity attributable to equity holders			
Share capital	10	183,702,690	183,702,690
Retained earnings	11	238,807,316	176,894,918
Total Equity		422,510,006	360,597,608
Current liabilities :			
Short term loan	12	235,430,428	91,826,507
Inter company liabilities		315,972,200	300,918,953
Accrued and other current liabilities		101,854,556	99,790,254
Total liabilities		653,257,184	492,535,714
Total Equity and Liabilities		1,075,767,190	853,133,322
Net assets value per share (NAVPS)		23.00	19.63

The annexed notes 1 to 18 and schedule-A form an integral part of these financial statements.

Sd/-
Chairman

Sd/-
Director

Signed in terms of our separate report of even date.

Dated : Dhaka
November 10, 2013

Sd/-
RAHMAN MOSTAFA ALAM & CO.
Chartered Accountants

Navana Batteries Limited
Statement of Comprehensive Income
For the year ended August 31, 2013

Navana Batteries Limited

Particulars	Notes	Year ended 31.08.2013 BD Taka	Year ended 31.08.2012 BD Taka
Revenues (Net)	13	890,536,266	668,159,995
Cost of goods sold	14	706,017,151	517,696,090
Gross profit		184,519,115	150,463,905
Operating expenses:		92,283,935	81,438,218
Administrative expenses	15	10,987,287	10,016,794
Selling and distribution expenses	16	49,115,698	47,909,322
Financial charges		32,180,950	23,512,102
Profit before contribution to WPPF		92,235,180	69,025,687
Contribution to WPPF		4,392,151	3,286,938
Net profit before tax		87,843,029	65,738,749
Provision for income tax :	17	25,930,631	17,416,503
Net profit after tax		61,912,398	48,322,246
Earning per share (EPS)	18	3.37	2.63

The annexed notes 1 to 18 and schedule-A form an integral part of these financial statements.

Sd/-
Chairman

Sd/-
Director

Signed in terms of our separate report of even date.

Dated : Dhaka
November 10, 2013

Sd/-
RAHMAN MOSTAFA ALAM & CO.
Chartered Accountants

Navana Batteries Limited

Statement of Cash Flows

For the year ended August 31, 2013

Particulars	Year ended 31.08.2013 BD Taka	Year ended 31.08.2012 BD Taka
Cash Flows from Operating Activities		
Cash Collection from Sales	861,558,698	623,870,024
Inter company receipts	15,053,247	27,545,865
Cash Paid to Suppliers and Employees	(881,276,970)	(577,675,627)
Cash generated from operations	(4,665,025)	46,194,397
Income tax Paid	(25,262,517)	(17,343,880)
Net Cash used in Operating Activities	(29,927,542)	28,850,517
Cash Flows from Investing Activities		
Acquisition of Fixed Assets	-	(11,932,143)
Increase of capital work in progress	(81,578,190)	(19,074,626)
Net Cash used in Investing Activities	(81,578,190)	(31,006,769)
Cash Flows from Financing Activities		
Proceeds from bank loan	143,603,921	7,734,744
Bank Interest Paid	(32,180,950)	(23,512,102)
Net Cash provided by Financing Activities	111,422,971	(15,777,358)
Net Changes in Cash & Cash Equivalents	(82,761)	9,612,255
Cash & Cash Equivalents at Beginning of the Year	23,251,633	13,639,378
Cash & Cash Equivalents at End of the Year	23,168,872	23,251,633
Net operating cash flows per share (NOCFPS)	(1.63)	1.57

Sd/-
Chairman

Sd/-
Director

Navana Batteries Limited
Statement of Changes in Equity

For the year ended August 31, 2013

Particulars	Share capital	Retained earnings	Total Equity
	BD Taka	BD Taka	BD Taka
Balance as on September 01, 2011	183,702,690	128,572,672	312,275,362
Surplus for the year	-	48,322,246	48,322,246
Balance as on August 31, 2012	183,702,690	176,894,918	360,597,607
Balance as on September 01, 2012	183,702,690	176,894,918	360,597,608
Surplus for the year	-	61,912,398	61,912,398
Balance as on August 31, 2013	183,702,690	238,807,316	422,510,006

Sd/-
ChairmanSd/-
Director

Navana Batteries Limited**Accounting Policies and Explanatory Notes to the Financial Statements**

As at and for the year ended August 31, 2013

1. Corporate Information and Mode of Business**1.1 Corporate Information**

The company incorporated on 21st April, 2009 vide registration # C76441/09.

1.2 Mode of Business

The principal activities of the company are manufacturing of Automotive, Industrial and Solar Batteries in the plant located at Fouzdarhat Industrial Area, Chittagong, Bangladesh.

2. Significant Accounting Policies and Basis of Preparation of Financial Statement**2.1 Statement of Compliance**

The financial statements have been prepared in accordance with Bangladesh Accounting Standards (BAS) and Bangladesh Financial Reporting Standards (BFRS) and as per requirements of the Companies Act 1994, the Securities and Exchange Rules 1987, and other applicable laws and regulations.

2.2 Basis of Preparation

The financial statements of this unit have been prepared assuming going concern basis based on the accrual basis of accounting following under the historical cost convention.

2.3 Basis of Reporting

The financial statements of this unit is prepared and presented for external users in accordance with the identified financial reporting framework. Presentation has been made in compliance with the requirement of BAS 1 "Presentation of Financial Statements."

2.4 Reporting Period

This report has been prepared as of August 31, 2013.

2.5 Functional and Presentation Currency

Financial Statements are prepared in Bangladeshi Taka which is the functional currency.

2.6 Recognition of Property, Plant and Equipment

These are capitalized at cost of acquisition and subsequently stated at original cost minus accumulated depreciation and accumulated impairment losses, if any, in compliance with the relevant accounting standard (BAS 16). The cost of the assets is inclusive of cost paid to the vendors along with all incidental expenses to install or construct the same assets for its intended use. Expenditure incurred after the assets have been put in to operation, such as repairs and maintenance is normally charged off as revenue expenditure in the period in which it is incurred.

Depreciation

No depreciation has been charged on land development considering the unlimited useful life. In respect of all other assets, the quantum of annual depreciation charge is calculated over their estimated useful life lives using the diminishing balance method of depreciation. All the assets acquired or disposed of during the period have been depreciated for the period of its uses. The rate at which the assets are depreciated per annum depended on the nature and estimated useful life of each assets are consistently applied since inception of the Unit which are given below.

notes to the financial statements

Name of the Assets	Rate of Depreciation in (%)
Building	2.5
Plant & Machinery	10
Tools & Equipment	20
Office Equipment	10
Furniture & Fixtures	10
Transport Vehicles	20

2.7 Inventories

In compliance with the requirements with BAS 2 "Inventories" Raw Materials and Stores are valued at the lower of average cost and the net realizable value. Stocks of finished goods are valued at cost which is determined by taking into consideration the value of raw materials and production overhead. Cost comprises expenditure incurred in the normal course of business in bringing such inventories to present condition and includes wherever applicable appropriate overheads based on normal level of activity.

No provision has been made for slow moving & obsolete stocks during the financial year.

2.8 Cash and Cash Equivalent

Cash and cash equivalents includes cash in hand, cash at banks, which are held and available for use by the unit without any restriction and having maturity dates of three months or less from the respective date of deposit. There is insignificant risk of change in value of same.

2.9 Liabilities for Expenses

While the provision for certain standing charges and know liabilities is made at the Statement of Financial Position date based on estimate, the difference arising there from on receipts of bills/demands and/or actual payments is adjusted in the subsequent year when such liabilities are settled.

2.10 Workers Profit Participation Fund

Provision for Workers Profit Participation Fund (WPPF) has been made @5% on net profit as per provision of the Companies Profit (Bangladesh Labour Law, 2006) and payable to workers as defined in the said laws.

2.11 Financial Assets and Liabilities

Financial assets and liabilities are recognized on the Statement of Financial Position date when the unit has become a party to a contractual provision of the instruments

I) Receivables: Trade receivables are stated their real value and consider good. No provision has been made doubtful debts and no amount was written off as bad.

II) Payables: Liabilities are recorded at the amount payable for settlement in respect of goods and services received by the Unit.

III) Borrowings: Interest bearing bank loans are recorded at the proceeds received net of direct issue costs.

2.12 General

1. Figures shown in the accounts have been rounded off to the nearest Bangladeshi Taka.

2. Comparative figures and account titles in the financial statements have been re-arranged/re-classified where necessary, to conform to changes in presentation in the current year.

notes to the financial statements

Navana Batteries Limited

3. Property, plant and equipment, net

Schedule-A

Particulars	Cost			Rate of Dep.	Depreciation			Carrying amount		
	As at 01.09.2012	Add./adj during the year	As at 31.08.2013		As at 01.09.2012	Charged during the year	Adj. during the year	As at 31.08.2013	As at 31.08.2013	As at 31.08.2012
Land & Land Development	4,397,508		4,397,508	-	-	-	-	4,397,508		4,397,508
Building	75,763,622	9,846,700	85,610,322	2.50%	8,278,013	1,810,224	-	10,088,237	75,522,085	67,485,609
Plant & Machinery	188,578,486	22,677,978	211,256,464	10%	48,267,784	15,164,969	-	63,432,753	147,823,711	140,310,702
Tools & Equipments	33,691,638	3,198,432	36,890,070	20%	17,515,495	3,555,072	-	21,070,567	15,819,503	16,176,143
Office Equipment	19,887,066	2,092,045	21,979,111	10%	5,433,015	1,550,007	-	6,983,022	14,996,089	14,454,051
Furniture & Fixture	5,299,178	2,183,276	7,482,454	10%	1,743,114	464,770	-	2,207,884	5,274,570	3,556,064
Transport Vehicles	13,543,107	7,654,301	21,197,408	20%	8,057,441	1,862,563	-	9,920,004	11,277,404	5,485,666
Electrict line Installation	-	2,522,000	2,522,000	10%	-	126,100	-	126,100	2,395,900	-
Gas line Installation	-	7,575,281	7,575,281	10%	-	378,764	-	378,764	7,196,517	-
Total	341,160,605	57,750,013	398,910,618		89,294,862	24,912,469		114,207,331	284,703,287	251,865,743

Depreciation charged to :

Cost of goods sold

Administrative

Selling & distribution

T O T A L

Taka

19,929,975

2,491,247

2,491,247

24,912,469

notes to the financial statements

	31.08.2013	31.08.2012
	BD Taka	BD Taka
4 Capital work in progress Tk 108,142,681		
Opening balance	84,314,504	107,917,856
Less : Addition made during the year	81,578,190	19,074,626
	165,892,694	126,992,482
Less: Transferred to Property ,plant & equipment	57,750,013	42,677,978
Closing balance	108,142,681	84,314,504
5 Stock and stores Tk 231,647,518		
Finished stock	28,125,235	25,138,224
Work-in-process	45,084,113	51,365,186
Raw materials	80,057,200	31,322,656
Goods in transit	78,380,970	31,577,420
	231,647,518	139,403,486
The quantity of closing stock are 12 Volts NS - 1989 Pcs, N - 154 Pcs, NX - 73 Pcs, PNE - 919 Pcs, NKP - 1495 Pcs, 6NSP - 685 Pcs Automotive, Home Appliance & Solar Batteries.		
6 Trade debtors Tk 177,952,602		
Below six months	145,885,072	102,663,056
Over six months	32,067,530	46,311,978
	177,952,602	148,975,034
Trade Debtors are considered good and as such no provision has been made in the accounts for doubtful debts. Company holds no security other than debtor's personal security in the form of work orders.		
7 Income tax deducted at source Tk 82,687,561		
Opening balance	57,425,044	40,081,164
Add: during the year	25,262,517	17,343,880
Closing balance	82,687,561	57,425,044
The above amount was deducted at the import point as well as from the Bills in different times at delivery point.		
8 Advance, deposits and prepayments Tk 167,464,669		
Advance to suppliers	38,606,584	31,711,135
Advance to others	78,319,195	72,662,867
Advance to employees	11,525,472	6,071,660
Deposits	21,701,663	14,170,508
Current Account with VAT	17,311,755	23,281,708
	167,464,669	147,897,878
Advance paid to suppliers against work order and considered good. Advance to employees against expenses, salary releasable on production of documents and monthly salary respectively are considered good. Deposits consist of utility deposits, security money against tender and bank guarantee are considered good.		
9 Cash & bank balances Tk 23,168,872		
Cash in Hand Factory	393,575	818,874
Cash Balance Dhaka Sales Center	2,126,402	942,772
Cash Balance CTG. Sales Center	79,909	170,373
Cash at Bank	20,962,561	21,319,614
	23,168,872	23,251,633

notes to the financial statements

Navana Batteries Limited

		31.08.2013	31.08.2012
		BD Taka	BD Taka
10	Share capital.		
	Authorised :		
	50,000,000 ordinary shares of Taka 10/- each	500,000,000	500,000,000
		500,000,000	500,000,000
	Issued, Subscribed and Paid up capital Tk 183,702,690		
	Ordinary shares 18,370,269 shares of Taka 10 each		
	Non-controlling Interest (sponsors)	100,000	100,000
	Aftab Automobiles Ltd.	183,602,690	183,602,690
		183,702,690	183,702,690
11	Retained earnings Tk 238,807,316		
	Opening Balance	176,894,918	128,572,672
	Add : Profit for the year	61,912,398	48,322,246
		238,807,316	176,894,918
	Less,adjustment with Capital / Dividend	-	-
	Closing balance	238,807,316	176,894,918
12	Short term loan Tk 235,430,428		
	NCC Bank Ltd (CC Hypo)	14,924,944	26,244,292
	Standard Bank (LTR)	-	10,900,724
	Mercantile Bank (LTR)	-	10,066,692
	National Bank- SOD	201,197,125	-
	National Bank Ltd. (LTR)	19,308,359	16,476,528
	National Finance Ltd.	-	10,188,000
	Al-Arafah Islami Bank Ltd.	-	10,434,567
	Bank Asia Ltd. (LTR)	-	7,515,704
		235,430,428	91,826,507
13	Revenue (Net) Tk 890,536,266		
		890,536,266	668,159,995
		890,536,266	668,159,995
	The quantity of Sales during the year are 12 Volts NS - 36426 Pcs, N - 8383 Pcs, NX - 9566 Pcs, PNE - 25090 Pcs, NKP - 83626 Pcs, 6NSP - 4181 Pcs Automotive, Home Appliance & Solar Batteries.		
14	Cost of goods Sold. Tk 706,017,151		
	Raw materials consumed 14.1	620,152,279	467,742,884
	Indirect materials	11,195,995	5,364,567
	Total consumption	631,348,274	473,107,451
	Add : Opening WIP	51,365,186	27,123,471
		682,713,460	500,230,922
	Less : Closing WIP 5	45,084,113	51,365,186
		637,629,347	448,865,736
	Factory overhead 14.2	71,374,815	60,536,461
	Cost of production	709,004,162	509,402,197
	Finished products (opening)	25,138,224	33,432,117
		734,142,386	542,834,314
	Finished products (closing) 5	28,125,235	25,138,224
		706,017,151	517,696,090
14.1	Raw materials consumed. Tk 620,152,279		
	Opening stock	31,322,656	105,009,010
	Purchases 14.1.1	668,886,823	394,056,530
		700,209,479	499,065,540
	Closing stock 5	80,057,200	31,322,656
		620,152,279	467,742,884

notes to the financial statements

	31.08.2013	31.08.2012
	BD Taka	BD Taka
14.1.1 Purchases Tk 668,886,823		
C & F price	502,488,524	292,951,115
Insurance premium	3,681,822	2,097,951
L/C opening charges	6,217,983	3,543,091
C & F charges	25,151,450	14,331,536
Custom duty	37,683,895	21,472,638
Local purchase	93,663,149	59,660,199
	668,886,823	394,056,530
14.2 Factory overhead Tk 71,374,815		
Salary and allowances	3,162,720	3,010,707
Wages	4,582,730	4,289,961
Bonus	800,860	1,646,319
Overtime	1,856,120	2,377,563
Earned Leave	233,664	126,868
PF (Company Contribution)	825,210	804,884
Welfare expenses	125,320	112,837
Eid Gratia	13,500	565,228
Entertainment	22,036	415,439
Office exp.	33,303	812,885
Electricity Expenses	20,600,412	10,525,579
Store & spares	1,557,320	1,215,923
Fuel & Lubricants for Generator	2,569,028	2,890,455
Carrying & Handling	262,537	623,359
Generator Maintenance	430,857	388,520
Repairs & Maintenance	646,508	747,924
Car Maintenance	536,534	510,198
Travelling & Conveyance	317,825	538,292
Gas bill	1,165,013	813,447
Telephone & Mobile	201,527	210,083
Screen Printing	60,040	40,340
Liveries & Uniform	489,824	390,719
Chemicals	1,068,681	1,347,821
Night allowance	126,630	159,590
Labour Charges	398,198	426,876
Security Expenses	1,387,196	1,295,723
Canteen Subsidy	2,088,879	2,095,841
Laboratory Exps	129,088	118,836
Gratuity	795,000	910,000
Foreign Technician Remu.	2,500,000	2,500,000
Fire Extinguisher	58,280	35,770
Insurance Exp	2,400,000	1,400,000
Depreciation	19,929,975	17,188,474
	71,374,815	60,536,461

The number of employees received annual salary and wages above Tk. 36,000 during the year are 120.

notes to the financial statements

Navana Batteries Limited

15 Administrative expenses. Tk 10,987,287

	31.08.2013	31.08.2012
	BD Taka	BD Taka
Salary and allowances	1,926,968	1,571,400
Bonus	164,250	133,265
Welfare expenses	30,430	27,902
Gratuity	245,000	240,000
Entertainment	350,472	205,984
TA and Conveyance	201,758	186,543
Travelling Exp - Foreign	1,030,887	887,325
Car maintenance	621,145	776,543
Stationery	770,870	630,876
Fees and Registration	358,041	1,007,279
Telephone	52,510	54,038
Bank Guarantee & Charge documents	5,250	6,712
Audit fees	25,000	25,000
Postage and telegram	1,870	1,070
Publicity	30,000	130,790
Directors fee	15,000	15,000
Office maintenance	455,447	449,546
Maintenance	587,965	420,789
Carrying & Handling	887,545	645,767
Guest House Maintenance	185,632	70,983
ISO Exps	550,000	381,423
Depreciation	2,491,247	2,148,559
	10,987,287	10,016,794

The number of employees received annual salary and allowances above Tk. 36,000 during the year are 59 .

16 Selling and distribution expenses. Tk 49,115,698

Salary & Allowance	21,543,660	20,493,746
Fuel & Lubricant	1,745,215	1,492,195
Promotional Exps	957,482	1,093,456
Delivery Exps	330,564	456,735
Wages	520,147	279,398
Bonus	2,482,961	2,355,713
Welfare	82,320	77,980
P/F company's Contribution	1,331,274	919,736
Gratuity	830,000	421,617
Rent Rates & Taxes	304,259	304,259
Conveyance	650,910	1,683,215
Entertainment	624,800	1,249,282
Stationery	749,514	1,054,978
Telephone	903,155	953,736
Publicity Exp.	175,438	231,379
Fees & Registration	227,086	62,170
Maintenance	349,285	48,170
Car Maintenance	633,032	1,110,087
Electrical Expenses	1,594,313	1,350,071
Postage & Telegram	45,005	547,454
Papers & Periodicals	18,519	17,476
Bank Charges	182,556	169,491
Security Guard salary	855,455	271,529
Office Maintenance	390,775	480,782
Showroom Exps	2,781,274	2,975,170
Transportation Charges	930,147	1,881,435
Utility Bill (WASA)	80,290	75,124
Gift & Donation	337,963	104,113
Chemical & Packing exps	776,250	803,539
Dealer conference Exp.	3,198,000	2,117,544
Others	992,802	679,183
Depreciation	2,491,247	2,148,559
	49,115,698	47,909,322

The number of employees received annual salary and allowances above Tk. 36,000 during the year are 54.

notes to the financial statements

	31.08.2013	31.08.2012
	BD Taka	BD Taka
17 Income tax expenses Tk 25,930,631		
Profit before Tax	87,843,029	65,738,749
Add: Accounting Depreciation	24,912,469	21,485,593
Less: Tax Depreciation	(43,607,149)	(40,780,334)
Adjusted Profit for tax calculation	69,148,349	46,444,008
Tax @ 37.50% (transferred to Compreh. Income statement)	25,930,631	17,416,503
18 Earning per share (EPS) Tk 3.37		
Net profit after tax	61,912,398	48,322,246
Number of ordinary share	18,370,269	18,370,269
Earning per share (EPS)	3.37	2.63

AUDITORS' REPORT

TO THE SHAREHOLDERS OF NAVANA FURNITURE LIMITED

We have audited the accompanying financial statements of Navana Furniture Limited (The Company), which comprise the statement of Financial Position as at August 31, 2013, and the statement of Comprehensive Income, Statement of Cash Flows and statement of changes in equity for the year ended August 31, 2013 and a summary of significant accounting policies and other explanatory information disclosed in Notes 1 to 18 and schedule-A.

Management's Responsibility for the Financial Statements

Management of the company is responsible for the preparation and fair presentation of these financial statements in accordance with Bangladesh Financial Reporting Standards, and for such internal control as management determines is necessary to enable the preparation of financial statements that are free from material misstatement, whether due to fraud or error.

Auditors' Responsibility

Our responsibility is to express an opinion on these financial statements based on our audit. We conducted our audit in accordance with Bangladesh Standards on Auditing (BSA). Those standards require that we comply with ethical requirements and plan and perform the audit to obtain reasonable assurance about whether the financial statements are free from material misstatement.

An audit involves performing procedures to obtain audit evidence about the amounts and disclosures in the financial statements. The procedures selected depend on the auditors' judgment, the assessment of the risks of material misstatement of the financial statements, whether due to fraud or error. In making those risk assessments, the auditor considers internal control relevant to the company's preparation and fair presentation of the financial statements in order to design audit procedures that are appropriate in the circumstances, but not for the purpose of expressing an opinion on the effectiveness of the company's internal control. An audit also includes evaluating the appropriateness of accounting policies used and the reasonableness of accounting estimates made by management of the company, as well as evaluating the overall presentation of the financial statements.

We believe that the audit evidence we have obtained is sufficient and appropriate to provide a basis for our audit opinion.

Opinion:

In our opinion, the financial statements present fairly, in all material respects, the financial position of Navana Furniture Limited as at August 31, 2013, and its financial performance and its cash flows for the year then ended in accordance with BFRS and comply with the applicable sections of the Companies Act,

We also report that:

- We have obtained all the information and explanations which to the best of our knowledge and belief were necessary for the purpose of our audit and made due verification thereof;
- In our opinion, proper books of account as required by law have been kept by the company so far as it appeared from our examination of those books;
- The company's Statements of Financial Position and the Statement of Comprehensive Income dealt with by the report are in agreement with the books of accounts ; and
- The expenditure incurred was for the purpose of the company's business.

Dated : Dhaka
November 10, 2013

Paramount Heights (7th Floor - D2)
65/2/1, Box-culvert Road
Purana Paltan, Dhaka.

Sd/-
RAHMAN MOSTAFA ALAM & CO.
Chartered Accountants

Navana Furniture Limited
Statement of Financial Position

For the year ended August 31, 2013

Navana Furniture Limited

	Notes	31.08.2013 BD Taka	31.08.2012 BD Taka
Assets			
Non-current assets			
Property, plant and equipment, net	3	325,752,427	280,605,375
Capital work in progress	4	104,993,708	80,897,318
Total non-current assets :		430,746,135	361,502,693
Current assets :			
Stock and stores	5	215,462,700	230,549,788
Trade debtors	6	149,064,629	157,070,959
Income tax deducted at source	7	7,652,665	6,750,639
Advance, deposits and prepayments	8	171,347,090	141,996,307
Cash and bank balances	9	7,086,902	3,435,115
Total current assets :		550,613,986	539,802,808
Total Assets		981,360,121	901,305,501
Equity and Liabilities :			
Equity attributable to equity holders			
Share capital	10	217,628,630	217,628,630
Retained earnings	11	96,073,483	87,627,931
Total Equity		313,702,113	305,256,561
Current liabilities :			
Short term loan	12	449,997,669	211,838,643
Inter company liabilities		138,235,612	304,597,638
Accrued and other current liabilities		79,424,727	79,612,659
Total liabilities		667,658,008	596,048,940
Total Equity and Liabilities		981,360,121	901,305,501
Net assets value per share (NAVPS)		14.41	14.03

The annexed notes 1 to 18 and schedule-A form an integral part of these financial statements.

Sd/-
Chairman

Sd/-
Director

Signed in terms of our separate report of even date.

Dated : Dhaka
November 10, 2013

Sd/-
RAHMAN MOSTAFA ALAM & CO.
Chartered Accountants

Navana Furniture Limited
Statement of Comprehensive Income
For the year ended August 31, 2013

Navana Furniture Limited

Particulars	Notes	Year ended 31.08.2013 BD Taka	Year ended 31.08.2012 BD Taka
Revenue (Net)	13	392,307,287	426,319,150
Cost of goods sold	14	285,316,843	285,046,480
Gross profit		106,990,444	141,272,670
Operating expenses:		98,058,251	123,037,580
Administrative expenses	15	16,636,109	22,781,575
Selling and distribution expenses	16	53,811,633	70,093,585
Financial charges		27,610,509	30,162,420
Profit before contribution to WPPF		8,932,193	18,235,090
Contribution to WPPF		425,343	868,338
Net profit before tax		8,506,850	17,366,752
Income tax expenses :	17	61,298	3,060,442
Net profit after tax		8,445,552	14,306,310
Earning per share (EPS)	18	0.39	0.66

The annexed notes 1 to 18 and schedule-A form an integral part of these financial statements.

Sd/-
Chairman

Sd/-
Director

Signed in terms of our separate report of even date.

Dated : Dhaka
November 10, 2013

Sd/-
RAHMAN MOSTAFA ALAM & CO.
Chartered Accountants

Navana Furniture Limited

Statement of Cash Flows

As at August 31, 2013

Particulars	Year ended 31.08.2013 BD Taka	Year ended 31.08.2012 BD Taka
Cash Flows from Operating Activities		
Cash Collection from Sales	400,313,617	373,136,992
Inter company Payments	(166,362,026)	86,367,539
Payment for Cost & Expenses	(349,313,137)	(413,145,528)
Cash generated from operations	(115,361,546)	46,359,003
Income Tax paid	(902,026)	(1,535,121)
Net Cash used in Operating Activities	(116,263,572)	44,823,882
Cash Flows from Investing Activities		
Acquisition of property, plant & equipment	-	(31,521,753)
Capital work in progress	(90,633,158)	(10,369,175)
Net Cash used in Investing Activities	(90,633,158)	(41,890,928)
Cash Flows from Financing Activities		
Proceeds from bank loan & Other Finance	238,159,026	26,587,742
Bank Interest Paid	(27,610,509)	(30,162,420)
Net Cash provided by Financing Activities	210,548,517	(3,574,678)
Net Changes in Cash & Cash Equivalents	3,651,787	(641,724)
Cash & Cash Equivalents at Beginning of the Year	3,435,115	4,076,839
Cash & Cash Equivalents at End of the Year	7,086,902	3,435,115
Net operating cash flows per share (NOCFPS)	(5.34)	2.06

Sd/-
Chairman

Sd/-
Director

Navana Furniture Limited
Statement of Changes in Equity

For the year ended August 31, 2013

Particulars	Share capital	Retained earnings	Total Equity
	BD Taka	BD Taka	BD Taka
Balance as on September 1, 2011	217,628,630	73,321,621	290,950,251
Profit for the year	-	14,306,310	14,306,310
Balance as on August 31, 2012	<u>217,628,630</u>	<u>87,627,931</u>	<u>305,256,561</u>
Balance as on September 1, 2012	217,628,630	87,627,931	305,256,561
Profit for the year	-	8,445,552	8,445,552
Balance as on August 31, 2013	<u>217,628,630</u>	<u>96,073,482</u>	<u>313,702,112</u>

Sd/-
ChairmanSd/-
Director

Navana Furniture Limited***Accounting Policies and Explanatory Notes to the Financial Statements***

As at and for the year ended August 31, 2013

1. Corporate Information and Mode of Business**1.1 Corporate Information**

The company incorporated on 21st April, 2009 vide registration # C76450/09.

1.2 Mode of Business

The principal activities of the company are manufacturing of world class home, office, industrial and medical furniture in the plant located at Savar, Dhaka, Bangladesh.

2. Significant Accounting Policies and Basis of Preparation of Financial Statements**2.1 Statement of Compliance**

The financial statements have been prepared in accordance with Bangladesh Accounting Standards (BAS) and Bangladesh Financial Reporting Standards (BFRS) and as per requirements of the Companies Act 1994, the Securities and Exchange Rules 1987, and other applicable laws and regulations.

2.2 Basis of Preparation

The financial statements of this unit have been prepared assuming going concern basis based on the accrual basis of accounting following under the historical cost convention.

2.3 Basis of Reporting

The financial statements of this unit is prepared and presented for external users in accordance with the identified financial reporting framework. Presentation has been made in compliance with the requirement of BAS 1 "Presentation of Financial Statements."

2.4 Reporting Period

This report has been prepared as on August 31, 2013.

2.5 Functional and Presentation Currency

Financial Statements are prepared in Bangladeshi Taka which is the functional currency.

2.6 Recognition of Property, Plant and Equipment

These are capitalized at cost of acquisition and subsequently stated at original cost minus accumulated depreciation and accumulated impairment losses, if any, in compliance with the relevant accounting standard (BAS 16). The cost of the assets is inclusive of cost paid to the vendors along with all incidental expenses to install or construct the same assets for its intended use. Expenditure incurred after the assets have been put in to operation, such as repairs and maintenance is normally charged off as revenue expenditure in the period in which it is incurred.

Depreciation

No depreciation has been charged on land development considering the unlimited useful life. In respect of all other assets, the quantum of annual depreciation charge is calculated over their estimated useful life lives using the diminishing balance method of depreciation. All the assets acquired or disposed of during the period have been depreciated for the period of its uses. The rate at which the assets are depreciated per annum depended on the nature and estimated useful life of each assets are consistently applied since inception of the Unit which are given below.

notes to the financial statements

Name of the Assets	Rate of Depreciation in (%)
Building	2.5
Electric line Installation	20
Plant & Machinery	10
Tools & Equipment	20
Office Equipment	10
Furniture & Fixtures	10
Transport Vehicles	20

2.7 Inventories

In compliance with the requirements with BAS 2 "Inventories" Raw Materials and Stores are valued at the lower of average cost and the net realizable value. Stocks of finished goods are valued at cost which is determined by taking into consideration the value of raw materials and production overhead. Cost comprises expenditure incurred in the normal course of business in bringing such inventories to present condition and includes wherever applicable appropriate overheads based on normal level of activity.

No provision has been made for slow moving & obsolete stocks during the financial year.

2.8 Cash and Cash Equivalent

Cash and cash equivalents includes cash in hand, cash at banks, which are held and available for use by the unit without any restriction and having maturity dates of three months or less from the respective date of deposit. There is insignificant risk of change in value of same.

2.9 Liabilities for Expenses

While the provision for certain standing charges and know liabilities is made at the Statement of Financial position date based on estimate, the difference arising there from on receipts of bills/demands and/or actual payments is adjusted in the subsequent year when such liabilities are settled.

2.10 Workers Profit Participation Fund

Provision for Workers Profit Participation Fund (WPPF) has been made @5% on net profit as per provision of the Companies Profit (Bangladesh Labour Law, 2006) and payable to workers as defined in the said laws.

2.11 Financial Assets and Liabilities

Financial assets and liabilities are recognized on the Statement of Financial position date when the Unit has become a party to a contractual provision of the instruments

I) Receivables: Trade receivables are stated their real value and consider good. No provision has been made doubtful debts and no amount was written off as bad.

II) Payables: Liabilities are recorded at the amount payable for settlement in respect of goods and services received by the Unit.

III) Borrowings: Interest bearing bank loans are recorded at the proceeds received net of direct issue costs.

2.12 General

1. Figures shown in the accounts have been rounded off to the nearest Bangladeshi Taka.

2. Comparative figures and account titles in the financial statements have been re-arranged/re-classified where necessary, to conform to changes in presentation in the current year.

Navana Furniture Limited

3. Property, plant and equipment, net

Schedule-A

Particulars	Cost			Rate of Dep.	Depreciation				Carrying amount	
	As at 01.09.2012	Addl./adj during the year	As at 31.08.2013		As at 01.09.2012	Charged during the year	Adj. during the year	As at 31.08.2013	As at 31.08.2013	As at 31.08.2012
Land & Land Development	90,335,517	2,567,430	92,902,947	-	-	-	-	-	92,902,947	90,335,517
Building	73,193,999	13,055,720	86,249,719	2.50%	7,572,513	1,803,734	-	9,376,247	76,873,472	65,621,486
Electric line installation	10,419,424	3,065,739	13,485,163	20%	2,316,155	1,927,228	-	4,243,383	9,241,780	8,103,269
Plant & Machinery	98,081,332	25,568,189	123,649,521	10%	36,575,487	7,428,994	-	44,004,481	79,645,040	61,505,845
Tools & Equipments	28,011,594	4,567,890	32,579,484	20%	15,063,556	3,046,397	-	18,109,953	14,469,532	12,948,039
Office Equipment	16,551,900	3,880,100	20,432,000	10%	6,728,343	1,176,361	-	7,904,704	12,527,296	9,823,557
Furniture & Fixture	18,603,560	9,569,850	28,173,410	10%	5,091,476	1,829,701	-	6,921,177	21,252,233	13,512,084
Transport Vehicles	32,978,570	4,261,850	37,240,420	20%	14,222,992	4,177,301	-	18,400,293	18,840,127	18,755,578
Total	368,175,896	66,536,768	434,712,664		87,570,521	21,389,716		108,960,237	325,752,427	280,605,375

Depreciation charged to :	Taka
Cost of goods sold	17,111,773
Profit & loss Account (Admin)	4,277,943
T O T A L	21,389,716

notes to the financial statements

Navana Furniture Limited

	31.08.2013	31.08.2012
	BD Taka	BD Taka
4 Capital work in progress Tk 104,993,708		
Opening Balance	80,897,318	70,528,143
Add: addition made during the year	90,633,158	10,369,175
	171,530,476	80,897,318
Less: Transferred to Property ,plant & equipment	66,536,768	-
Closing balance	104,993,708	80,897,318
5 Stock and stores Tk 215,462,700		
Finished stock	66,122,165	86,774,972
Work-in-process	85,967,243	82,579,283
Raw materials	28,315,772	35,626,103
Goods in transit	35,057,520	25,569,430
	215,462,700	230,549,788
6 Trade debtors Tk 149,064,629		
Below six months	123,380,899	122,510,315
Over six months	25,683,730	34,560,644
	149,064,629	157,070,959
Trade Debtors are considered good and as such no provision has been made in the accounts for doubtful debts. Company holds no security other than debtor's personal security in the form of work orders.		
7 Income tax deducted at source Tk 7,652,665		
Opening balance	6,750,639	5,215,518
Add: during the year	902,026	1,535,121
	7,652,665	6,750,639
Less: adjustment	-	-
Closing balance	7,652,665	6,750,639
8 Advance, deposits and prepayments Tk 171,347,090		
Advance to suppliers	97,345,201	46,776,632
Advance to employees	1,152,100	1,815,200
Advance to other units	4,568,520	1,522,520
Deposits	47,754,269	35,575,135
Other Advance	20,527,000	56,306,820
	171,347,090	141,996,307

Advance paid to suppliers against work order and considered good. Advance to employees against expenses, salary releasable on production of documents and monthly salary respectively are considered good. Deposits consist of utility deposits, security money against tender and bank guarantee are considered good.

notes to the financial statements

Navana Furniture Limited

	31.08.2013	31.08.2012
	BD Taka	BD Taka
9 Cash & bank balances Tk 7,086,902		
Cash at plant	777,179	786,756
IFIC Bank, Lalmatia	111,015	111,015
Exim Bank, A/C-117822	105,627	1,245
IFIC Agrabad A/c-2751-001	463,647	235,298
Prime -NFL-IBBL,Mirpur A/c. 16972	4,307,870	68,580
IFIC-NFL-Motijheel Br.26-001	188,923	463,207
Dutch Bangla Bank	132,627	50,500
National Bank-NFL-Motijheel Br. 111-79	205,587	54,105
National Bank-Uttara Branch A/c-243506	39,307	394,262
Uttara Bank A/c.2271, Corp Br. Motijheel	2,050	736,627
Bank Asia 833-00-8060	380,000	80,000
NCC Bank, Panthapath A.c-360	12,700	185,077
Pubali Bank, Gulshan Br. A/c.360	90,099	10,000
Bank balance in others	270,271	258,443
	7,086,902	3,435,115
10 Share capital.		
Authorised Capital :		
50,000,000 ordinary shares of Taka 10/- each	500,000,000	500,000,000
	500,000,000	500,000,000
Issued, Subscribed and Paid up capital Tk 217,628,630		
Ordinary shares - 2,17,62,863 shares of Taka 10 each		
Non-controlling Interest (sponsors)	100,000	100,000
Aftab Automobiles Ltd.	217,528,630	217,528,630
	217,628,630	217,628,630
11 Retained earnings Tk 96,073,483		
Opening Balance	87,627,931	73,321,621
Add : Profit for the year	8,445,552	14,306,310
	96,073,483	87,627,931
Less. Purchase consideration/Dividend		
Closing balance	96,073,483	87,627,931
12 Short term loan Tk 449,997,669		
Bangladesh Krishi Bank	-	206,539,611
Rupali Bank Limited	447,200,000	-
GSP Finance Ltd.	1,788,528	-
National Finance Ltd.	857,490	3,536,131
Uttara Finance & Investment Co. Ltd.	151,651	208,034
Others	-	1,554,867
	449,997,669	211,838,643
13 Revenues (Net) Tk 392,307,287		
Net Sales	392,307,287	426,319,150
	392,307,287	426,319,150

notes to the financial statements

Navana Furniture Limited

		31.08.2013	31.08.2012
		BD Taka	BD Taka
14	Cost of goods Sold Tk 285,316,843		
	Raw materials consumed	14.1	211,595,981
	Indirect materials		18,562,030
	Total consumption		230,158,011
	Add : Opening WIP		82,579,283
			312,737,294
	Less : Closing WIP	5	85,967,243
			226,770,051
	Factory overhead	14.2	37,893,985
	Cost of production		264,664,036
	Finished products (opening)		86,774,972
			351,439,008
	Finished products (closing)	5	66,122,165
			285,316,843
			285,046,480
14.1	Raw materials consumed. Tk 211,595,981		
	Opening stock		35,626,103
	Purchases	14.1.1	204,285,650
			239,911,753
	Closing stock	5	28,315,772
			211,595,981
			256,676,750
14.1.1	Purchases. Tk 204,285,650		
	C & F price		5,460,232
	Insurance premium		45,773
	L/C opening charges		362,480
	C & F charges		921,521
	Custom duty & others		10,556,474
	Local purchase		186,939,170
			204,285,650
			247,368,932
14.2	Factory overhead. Tk 37,893,985		
	Salary and allowances		8,766,570
	Wages		1,754,655
	Bonus		3,039,474
	Welfare Exp.		170,720
	Rent Rates & Taxes		190,000
	Printing & stationary		172,741
	Travelling & Conveyance		174,226
	Entertainment		327,495
	Car Repairs & Maintenance		73,255
	Repairs & Maintenance		558,602
	Electricity Expenses		3,511,000
	Gas		450,841
	Telephone, Mobile & Others		263,949
	Carrying & Handling		832,860
	Papers Periodicals		32,351
	Charges General		290,926
	Fuel-for Generator & Car		92,689
	Computer Consumable		79,858
	Depreciation		17,111,773
			37,893,985
			42,180,097

The number of employees received annual salary and wages above Tk. 36,000 during the year are 282.

notes to the financial statements

Navana Furniture Limited

15 Administrative expenses. Tk 16,636,109

	31.08.2013 BD Taka	31.08.2012 BD Taka
Salary and allowances	7,420,952	7,991,703
Bonus	687,736	660,440
Overtime	646,450	988,647
Welfare expenses	199,254	1,067,305
Gratuity	50,000	1,698,111
Leave pay	46,750	86,870
Entertainment	348,933	100,549
TA and Conveyance	304,415	349,391
Car maintenance	223,604	1,019,126
Stationery	252,013	196,619
Fees and Registration	45,720	243,049
Telephone	217,991	418,748
Electric expenses	610,000	840,948
Rent, rates and taxes	63,003	277,730
Insurance premium	-	850,000
Bank charges	11,245	13,936
Audit fees	25,000	25,000
Paper and periodicals	167,394	12,092
Publicity	55,725	120,120
Directors fee	15,000	15,000
Maintenance	58,923	624,699
General Expenses	10,721	31,659
WASA Bill	27,250	25,120
Carrying & Handling	210,723	375,410
Security Exps	57,200	40,600
Other expenses	5,300	89,508
ISO Exps	61,500	152,835
Fuel & Lubricant	535,364	804,175
Depreciation	4,277,943	3,662,185
	16,636,109	22,781,575

The number of employees received annual salary and allowances above Tk. 36,000 during the year are 89 .

16 Selling & Distribution Overhead Tk 53,811,633

Salary & Allowance	21,543,496	23,733,508
Fuel & Lubricant	821,469	1,420,528
Promotional Exps	702,218	5,513,210
Trade fare Exp.	1,785,160	2,049,916
Delivery Exps	3,774,047	5,752,102
Wages	3,342,325	2,729,805
Bonus	2,746,572	2,746,572
Leave pay	267,212	277,945
Rent Rates & Taxes	9,388,400	11,634,487
Conveyance	2,471,900	3,384,398
Entertainment	776,084	1,311,218
Stationery	433,209	852,070
Telephone	1,044,655	1,556,899
Publicity Exp.	118,900	336,999
Fees & Registration	4,000	66,850
Maintenance	471,188	782,857
Car Maintenance	772,517	1,235,772
Electrical Expenses	2,246,963	2,388,942
Postage & Telegram	116,063	195,200
Papers & Periodicals	300,000	25,741
Office Maintenance	449,839	1,405,112
Utility Bill (WASA)	205,975	195,598
Others	29,441	497,856
	53,811,633	70,093,585

The number of employees received annual salary and allowances above Tk. 36,000 during the year are 88 .

Navana Furniture Limited

	31.08.2013	31.08.2012
	BD Taka	BD Taka
17 Income tax expenses : Tk 61,298		
Profit before Tax	8,506,850	17,366,752.32
Add: Accounting Depreciation	21,389,716	18,310,921.00
Less: Tax Depreciation	(29,733,105)	(27,516,493.00)
Adjusted Profit for tax calculation	163,461	8,161,180.32
Tax @ 37.50% (transferred to Comprehensive Income)	61,298	3,060,441.62
18 Earning per share (EPS) Tk 0.39		
Net profit after tax	8,445,552	14,306,310
Number of ordinary share	21,762,863	21,762,863
Earning per share (EPS)	0.39	0.66

AUDITORS' REPORT**TO THE SHAREHOLDERS OF NAVANA PAINTS LIMITED**

We have audited the accompanying financial statements of Navana Paints Limited (The Company), which comprise the statement of Financial Position as at August 31, 2013, and the statement of Comprehensive Income, Statement of Cash Flows and statement of changes in equity for the year ended August 31, 2013 and a summary of significant accounting policies and other explanatory information disclosed in Notes 1 to 18 and schedule-A.

Management's Responsibility for the Financial Statements

Management of the company is responsible for the preparation and fair presentation of these financial statements in accordance with Bangladesh Financial Reporting Standards, and for such internal control as management determines is necessary to enable the preparation of financial statements that are free from material misstatement, whether due to fraud or error.

Auditors' Responsibility

Our responsibility is to express an opinion on these financial statements based on our audit. We conducted our audit in accordance with Bangladesh Standards on Auditing (BSA). Those standards require that we comply with ethical requirements and plan and perform the audit to obtain reasonable assurance about whether the financial statements are free from material misstatement.

An audit involves performing procedures to obtain audit evidence about the amounts and disclosures in the financial statements. The procedures selected depend on the auditors' judgment, the assessment of the risks of material misstatement of the financial statements, whether due to fraud or error. In making those risk assessments, the auditor considers internal control relevant to the company's preparation and fair presentation of the financial statements in order to design audit procedures that are appropriate in the circumstances, but not for the purpose of expressing an opinion on the effectiveness of the company's internal control. An audit also includes evaluating the appropriateness of accounting policies used and the reasonableness of accounting estimates made by management of the company, as well as evaluating the overall presentation of the financial statements.

We believe that the audit evidence we have obtained is sufficient and appropriate to provide a basis for our audit opinion.

Opinion:

In our opinion, the financial statements present fairly, in all material respects, the financial position of Navana Paints Limited as at August 31, 2013, and its financial performance and its cash flows for the year then ended in accordance with BFRS and comply with the applicable sections of the Companies Act, 1994, the Securities & Exchange Rule, 1987 and other applicable laws and regulations.

We also report that:

- a) We have obtained all the information and explanations which to the best of our knowledge and belief were necessary for the purpose of our audit and made due verification thereof;
- b) In our opinion, proper books of account as required by law have been kept by the company so far as it appeared from our examination of those books;
- c) The company's Statements of Financial Position and the Statement of Comprehensive Income dealt with by the report are in agreement with the books of accounts ; and
- d) The expenditure incurred was for the purpose of the company's business.

Dated : Dhaka
November 10, 2013

Paramount Heights (7th Floor - D2)
65/2/1, Box-culvert Road
Purana Paltan, Dhaka.

Sd/-
RAHMAN MOSTAFA ALAM & CO.
Chartered Accountants

Navana Paints Limited
Statement of Financial Position
For the year ended August 31, 2013

Navana Paints Limited

	Notes	31.08.2013 BD Taka	31.08.2012 BD Taka
Assets :			
Non-current assets :			
Property, plant and equipment, net	3	58,219,217	57,278,996
Capital work in progress	4	-	4,016,653
Total non-current assets :		58,219,217	61,295,649
Current assets :			
Stock and stores	5	26,317,760	27,345,784
Trade debtors	6	60,589,269	66,328,981
Income tax deducted at source	7	6,573,649	6,201,611
Advance, deposits and prepayments	8	47,461,182	51,050,699
Cash and bank balances	9	576,751	723,341
Total current assets :		141,518,611	151,650,416
Total Assets		199,737,828	212,946,065
Equity and Liabilities :			
Equity attributable to equity holders			
Share capital	10	90,547,980	90,547,980
Retained earnings	11	30,663,427	26,726,773
Total Equity		121,211,407	117,274,753
Current liabilities :			
Short term loan	12	14,148,293	46,374,002
Inter company liabilities		5,367,729	1,973,578
Accrued and other current liabilities		59,010,399	47,323,732
Total liabilities		78,526,421	95,671,312
Total Equity and Liabilities		199,737,828	212,946,065
Net assets value per share (NAVPS)		13.39	12.95

The annexed notes 1 to 18 and schedule-A form an integral part of these financial statements.

Sd/-
Chairman

Sd/-
Director

Signed in terms of our separate report of even date.

Dated : Dhaka
November 10, 2013

Sd/-
RAHMAN MOSTAFA ALAM & CO.
Chartered Accountants

Navana Paints Limited
Statement of Comprehensive Income
For the year ended August 31, 2013

Navana Paints Limited

Particulars	Notes	Year ended 31.08.2013 BD Taka	Year ended 31.08.2012 BD Taka
Revenue	13	60,058,730	99,515,552
Cost of goods sold	14	33,659,430	60,147,984
Gross profit		26,399,300	39,367,568
Operating expenses:		22,241,882	28,225,864
Administrative expenses	15	2,960,345	4,052,435
Selling and distribution expenses	16	12,524,260	19,131,412
Financial charges		6,757,277	5,042,017
Profit before contribution to WPPF		4,157,418	11,141,704
Contribution to WPPF		197,972	530,557
Net profit before tax		3,959,446	10,611,147
Income tax expenses	17	22,792	2,110,271
Net profit after tax		3,936,654	8,500,876
Earning per share (EPS)	18	0.43	0.94

The annexed notes 1 to 18 and schedule-A form an integral part of these financial statements.

Sd/-
Chairman

Sd/-
Director

Signed in terms of our separate report of even date.

Dated : Dhaka
November 10, 2013

Sd/-
RAHMAN MOSTAFA ALAM & CO.
Chartered Accountants

Navana Paints Limited

Statement of Cash Flows

For the year ended August 31, 2013

Particulars	Year ended 31.08.2013 BD Taka	Year ended 31.08.2012 BD Taka
Cash Flows from Operating Activities		
Cash Collection from Sales	65,798,442	94,148,652
Inter company receipts	3,394,151	1,130,456
Payment for Cost & Expenses	(29,246,079)	(103,562,688)
Cash generated from operations	39,946,514	(8,283,580)
Income Tax paid	(372,038)	(2,010,169)
Net Cash used in Operating Activities	39,574,476	(10,293,749)
Cash Flows from Investing Activities		
Payment for Acquisition of Fixed Assets	-	(250,348)
Acquisition of Fixed Assets	(738,080)	
Capital work in progress	-	(446,580)
Net Cash used in Investing Activities	(738,080)	(696,928)
Cash Flows from Financing Activities		
Proceeds from bank loan	(32,225,709)	15,186,994
Bank Interest Paid	(6,757,277)	(5,042,017)
Net Cash provided by Financing Activities	(38,982,986)	10,144,977
Net Changes in Cash & Cash Equivalents	(146,590)	(845,700)
Cash & Cash Equivalents at Beginning of the Year	723,341	1,569,041
Cash & Cash Equivalents at End of the Year	576,751	723,341
Net operating cash flows per share (NOCFPS)	4.37	(1.14)

Sd/-
Chairman

Sd/-
Director

Navana Paints Limited
Statement of Changes in Equity
For the year ended August 31, 2013

Particulars	Share capital	Retained earnings	Total Equity
	BD Taka	BD Taka	BD Taka
Balance as on September 01, 2011	90,547,980	18,225,897	108,773,877
Profit for the year	-	8,500,876	8,500,876
Balance as on August 31, 2012	<u>90,547,980</u>	<u>26,726,773</u>	<u>117,274,753</u>
Balance as on September 01, 2012	90,547,980	26,726,773	117,274,753
Profit for the year		3,936,654	3,936,654
Balance as on August 31, 2013	<u>90,547,980</u>	<u>30,663,427</u>	<u>121,211,407</u>

Sd/-
Chairman

Sd/-
Director

1. Corporate Information and Mode of Business**1.1 Corporate Information**

The company incorporated on 21st April, 2009 vide registration # C76442/09.

1.2 Mode of Business

The principal activities of the company are manufacturing of paint products which consist of distemper, enamel paint, weather coat, plastic emulsion, A.C Primer, Navacem, and Thinner etc in the plant located at Fouzdarhat Industrial Area, Chittagong, Bangladesh.

2. Significant Accounting Policies and Basis of Preparation of Financial Statement**2.1 Statement of Compliance**

The financial statements have been prepared in accordance with Bangladesh Accounting Standards (BAS) and Bangladesh Financial Reporting Standards (BFRS) and as per requirements of the Companies Act 1994, the Securities and Exchange Rules 1987, and other applicable laws and regulations.

2.2 Basis of Preparation

The financial statements of this unit have been prepared assuming going concern basis based on the accrual basis of accounting following under the historical cost convention.

2.3 Basis of Reporting

The financial statements of this unit is prepared and presented for external users in accordance with the identified financial reporting framework. Presentation has been made in compliance with the requirement of BAS 1 "Presentation of Financial Statements."

2.4 Reporting Period

This report has been prepared as of August 31, 2013.

2.5 Functional and Presentation Currency

Financial Statements are prepared in Bangladeshi Taka which is the functional currency.

2.6 Recognition of Property, Plant and Equipment

These are capitalized at cost of acquisition and subsequently stated at original cost minus accumulated depreciation and accumulated impairment losses, if any, in compliance with the relevant accounting standard (BAS 16). The cost of the assets is inclusive of cost paid to the vendors along with all incidental expenses to install or construct the same assets for its intended use. Expenditure incurred after the assets have been put in to operation, such as repairs and maintenance is normally charged off as revenue expenditure in the period in which it is incurred.

Depreciation

No depreciation has been charged on land development considering the unlimited useful life. In respect of all other assets, the quantum of annual depreciation charge is calculated over their estimated useful life lives using the diminishing balance method of depreciation. All the assets acquired or disposed of during the period have been depreciated for the period of its uses. The rate at which the assets are depreciated per annum depended on the nature and estimated useful life of each assets are consistently applied since inception of the Unit which are given below.

Name of the Assets	Rate of Depreciation in (%)
Building	2.5
Plant & Machinery	10
Tools & Equipment	20
Office Equipment	10
Furniture & Fixtures	10
Transport Vehicles	20

2.7 Inventories

In compliance with the requirements with BAS 2 "Inventories" Raw Materials and Stores are valued at the lower of average cost and the net realizable value. Stocks of finished goods are valued at cost which is determined by taking into consideration the value of raw materials and production overhead. Cost comprises expenditure incurred in the normal course of business in bringing such inventories to present condition and includes wherever applicable appropriate overheads based on normal level of activity.

No provision has been made for slow moving & obsolete stocks during the financial year.

2.8 Cash and Cash Equivalent

Cash and cash equivalents includes cash in hand, cash at banks, which are held and available for use by the unit without any restriction and having maturity dates of three months or less from the respective date of deposit. There is insignificant risk of change in value of same.

2.9 Liabilities for Expenses

While the provision for certain standing charges and know liabilities is made at the Statement of Financial position date based on estimate, the difference arising there from on receipts of bills/demands and/or actual payments is adjusted in the subsequent year when such liabilities are settled.

2.10 Workers Profit Participation Fund

Provision for Workers Profit Participation Fund (WPPF) has been made @5% on net profit as per provision of the Companies Profit (Bangladesh Labour Law, 2006) and payable to workers as defined in the said laws.

2.11 Financial Assets and Liabilities

Financial assets and liabilities are recognized on the Statement of Financial position date when the Unit has become a party to a contractual provision of the instruments

I) Receivables: Trade receivables are stated their real value and consider good. No provision has been made doubtful debts and no amount was written off as bad.

II) Payables: Liabilities are recorded at the amount payable for settlement in respect of goods and services received by the Unit.

III) Borrowings: Interest bearing bank loans are recorded at the proceeds received net of direct issue costs.

2.12 General

i) Figures shown in the accounts have been rounded off to the nearest Bangladeshi Taka.

ii) Comparative figures and account titles in the financial statements have been re-arranged/re-classified where necessary, to conform to changes in presentation in the current year.

Navana Paints Limited

3. Property, plant and equipment, net

Schedule-A

Particulars	Cost			Rate of Dep.	Depreciation			Carrying amount		
	As at 01.09.2012	Add./adj during the year	As at 31.08.2013		As at 01.09.2012	Charged during the year	Adj. during the year	As at 31.08.2013	As at 31.08.2013	As at 31.08.2012
Land & Land Development	4,326,850	-	4,326,850	-	-	-	-	4,326,850	4,326,850	
Building	30,372,073	1,025,709	31,397,782	02.5%	3,480,613	685,108	-	4,165,721	27,232,061	26,891,460
Plant & Machinery	34,298,590	2,995,305	37,293,895	10%	34,828,056	2,096,819	-	16,924,875	20,369,020	19,470,534
Tools & Equipments	2,454,195	257,377	2,711,572	20%	1,104,577	295,661	-	1,400,238	1,311,334	1,349,618
Office Equipment	4,426,018	326,092	4,752,110	10%	1,980,967	260,810	-	2,241,777	2,510,333	2,445,051
Furniture & Fixture	1,501,659	150,250	1,651,909	10%	596,711	98,007	-	694,718	957,191	904,948
Transport Vehicles	9,302,124	-	9,302,124	20%	7,411,589	378,107	-	7,789,696	1,512,428	1,890,535
Total	86,681,509	4,754,733	91,436,242		29,402,513	3,814,512	-	33,217,025	58,219,217	57,278,996

Depreciation charged to :	Taka
Cost of goods sold	2,288,707
Administrative	381,451
Selling & distribution	1,144,354
TOTAL	3,814,512

notes to the financial statements

Navana Paints Limited

	31.08.2013	31.08.2012
	BD Taka	BD Taka
4 Capital work in progress Tk -		
Opening balance	4,016,653	3,570,073
Addition during the year	-	446,580
	4,016,653	4,016,653
Less: transfer to property, plant & equipment	4,016,653	-
Closing balance	-	4,016,653
5 Stock and stores Tk 26,317,760		
Finished stock	5,397,279	6,886,313
Work-in-process	2,734,317	1,856,945
Raw materials	15,888,613	16,504,181
Goods in transit	2,297,551	2,098,345
	26,317,760	27,345,784
Value of stock of finished product of paints are Enamal-1,663 Ltr.,SPD-1,654 Ltr.,APE- 1,858Ltr.,Weather care-1,983 Ltr.,Jhilmil-955 Ltr.,Under coat- 36 Ltr.,GP Thinner-96 Ltr., Aqua wall primer sealer-76 Ltr., A.C.Primer-131 Ltr.,Epoxy-176 Ltr., Navacem-1,760 Ltr., and other-1,719 Ltr.		
6 Trade debtors Tk 60,589,269		
Below six months	42,412,489	43,861,350
Over six months	18,176,780	22,467,631
	60,589,269	66,328,981
Trade Debtors are considered good and as such no provision has been made in the accounts for doubtful debts. Company holds no security other than debtor's personal security in the form of work orders.		
7 Income tax deducted at source Tk 6,573,649		
Opening balance	6,201,611	4,191,442
Add: during the year	372,038	2,010,169
	6,573,649	6,201,611
Less: adjustment		
Closing balance	6,573,649	6,201,611
8 Advance, deposits and prepayments Tk 47,461,182		
Advance to suppliers	40,098,441	41,726,005
Advance to employees	11,000	47,318
Deposits	7,351,741	9,277,376
	47,461,182	51,050,699

Advance paid to suppliers against work order and considered good. Advance to employees against expenses, salary releasable on production of documents and monthly salary respectively are considered good. Deposits consist of utility deposits, security money against tender and bank guarantee are considered good.

notes to the financial statements

Navana Paints Limited

	31.08.2013	31.08.2012
	BD Taka	BD Taka
9 Cash & bank balances Tk 576,751		
Cash in hand	107,899	156,030
Cash at bank	468,852	567,311
	576,751	723,341
10 Share capital.		
Authorised :		
20,000,000 ordinary shares of Taka 10/- each	200,000,000	200,000,000
	200,000,000	200,000,000
Issued, Subscribed and Paid up capital Tk 90,547,980		
Ordinary shares - 9,054,798 shares of Taka 10/- each		
Non-controlling Interest (sponsors)	100,000	100,000
Aftab Automobiles Ltd.	90,447,980	90,447,980
	90,547,980	90,547,980
11 Retained earnings Tk 30,663,427		
Opening Balance	26,726,773	18,225,897
Add : Profit for the year	3,936,654	8,500,876
	30,663,427	26,726,773
Less. Transferred Purchase cons./ Dividend	-	-
Closing balance	30,663,427	26,726,773
12 Short term loan Tk 14,148,293		
Shahjalal Islami Bank Ltd., Main Br. Dhaka	2,529,766	2,529,766
Pubali Bank Ltd., B B Avnue	812,468	6,878,541
Prime Finance & Investing Ltd., Dhaka	5,951,350	9,303,063
Mercantile Bank Ltd.	4,854,709	27,662,632
	14,148,293	46,374,002
13 Revenues (Net) Tk 60,058,730		
Net sales	60,058,730	99,515,552
	60,058,730	99,515,552

The quantity of sales during the year are SPD-13,459 Ltr., APE-12,059 Ltr., Enamel-39,650 Ltr., Weather Care-16,936 Ltr., GP Thinner-38,726 Ltr., Under Coat-5,026 Ltr., Aqua wall sealer-12,073 Ltr., A.C. Primer-3,459 Ltr., Epoxy paint-2,965 Ltr., Navacem-6,685 Kg., Synthetic Alkyd Resin-2,09,000 Ltr., Jhilmil -2,602 Ltr. and other Paints-8,149 Ltr.

notes to the financial statements

Navana Paints Limited

		31.08.2013	31.08.2012
		BD Taka	BD Taka
14	Cost of goods sold Tk 33,659,430		
	Raw materials consumed	14.1	22,067,304
	Indirect materials		1,562,723
	Total consumption		23,630,027
	Add : Opening WIP		1,856,945
			25,486,972
	Less : Closing WIP	5	2,734,317
			22,752,655
	Factory overhead	14.2	9,417,741
	Cost of production		32,170,396
	Finished products (opening)		6,886,313
			39,056,709
	Finished products (closing)	5	5,397,279
			33,659,430
14.1	Raw materials consumed. Tk 22,067,304		
	Opening stock		16,504,181
	Purchases	14.1.1	21,451,736
			37,955,917
	Closing stock	5	15,888,613
			22,067,304
14.1.1	Purchases. Tk 21,451,736		
	C & F price		4,554,750
	Insurance premium		50,630
	L/C opening charges		28,724
	C & F charges		84,136
	Custom duty		1,200,864
	Local purchase		15,532,632
			21,451,736
14.2	Factory overhead. Tk 9,417,741		
	Salary and allowances		1,888,550
	Wages		601,968
	Bonus		277,387
	Overtime		124,324
	Gratuity		2,221,749
	Welfare		2,187
	Eid Gratia		58,745
	Entertainment		245,585
	Electricity Expenses		1,051,310
	Carrying & Handling		245,940
	Maintenance		62,588
	Gas bill		173,445
	Machinery Maintenance		50,835
	Stationary		74,838
	Telephone		49,583
	Depreciation		2,288,707
			9,417,741

The number of employees received annual salary and wages above Tk. 36,000 during the year are 27.

	31.08.2013	31.08.2012
	BD Taka	BD Taka
15 Administrative expenses. Tk 2,960,345		
Salary and allowances	1,543,650	2,245,200
Bonus	112,943	203,886
Welfare expenses	-	99,459
Entertainment	219,813	270,810
Travelling Exp - Foreign	238,025	95,270
Car maintenance	173,860	128,387
Stationery	30,519	67,052
Fees and Registration	34,244	35,744
Telephone	63,005	77,100
Bank charges	12,080	14,653
Audit fees	25,000	25,000
Postage and telegram	2,085	575
Directors fee	15,000	15,000
Office maintenance	55,570	11,139
Other expenses	53,100	361,200
Depreciation	381,451	401,960
	2,960,345	4,052,435

The number of employees received annual salary and allowances above Tk. 36,000 during the year are 30 .

16 Selling and distribution expenses. Tk 12,524,260		
Salary & Allowance	5,485,154	7,967,026
Promotional Exps	168,613	492,867
Delivery Exps	720,918	1,690,373
Bonus	348,098	701,504
Rent Rates & Taxes	1,416,360	1,075,250
Conveyance	677,454	1,590,821
Entertainment	63,562	110,874
Stationery	57,134	189,733
Telephone	217,259	371,026
Publicity Exp.	27,759	99,019
Maintenance	92,038	80,472
Car Maintenance	576,408	1,195,273
Electrical Expenses	322,247	146,750
Postage & Telegram	6,331	34,063
Bank Charges	12,317	62,457
Security Guard salary	451,279	337,364
Office Maintenance	243,451	131,990
Transportation Charges	126,214	793,904
Utility Bill (WASA)	45,813	156,009
Others	321,497	698,757
Depreciation	1,144,354	1,205,880
	12,524,260	19,131,412

The number of employees received annual salary and allowances above Tk. 36,000 during the year are 30 .

notes to the financial statements

Navana Paints Limited

	31.08.2013	31.08.2012
	BD Taka	BD Taka
17 Income Tax Expenses Tk 22,792		
Profit before Tax	3,959,446	10,611,147
Add: Accounting Depreciation	3,814,512	4,019,600
	7,773,958	14,630,747
Less: Tax Depreciation	7,713,179	9,003,357
Adjusted Profit for tax calculation	60,779	5,627,390
Tax @ 37.50% (Transferred to Comprehensive Income)	22,792	2,110,271
18 Earning per share (EPS) 0.43		
Net profit after tax	3,936,654	8,500,876
Number of ordinary share	9,054,798	9,054,798
Earning per share (EPS)	0.43	0.94

[illegible]



aftab automobiles limited

Islam Chamber
125/A, Motijheel Commercial Area
Dhaka, Bangladesh